



2 0 0 2  
**School Building Report Card**

**REPORT TO THE FAMILIES OF:**

**Elyria City School District  
 (Lorain County)**

**Crestwood  
 Elementary School**

**Grades: K-6**

42331 W Griswold Rd  
 Elyria, OH 44035  
 440-284-8002

Principal: Mrs. Linda L. Arter  
 Student Enrollment: 455

**Dear Parents:**

You are the most important advocate for the quality of educational services your student receives. Based on feedback provided to the Ohio Department of Education (ODE), we have made substantial changes to the report card so you will have the information you need to be more involved in your child's learning. These changes include:

- We have provided more information on your child's school and reduced the amount of district-level information;
- The format of the report card has been changed to make it easier to understand;
- As requested, key questions on your school's safety record have been included; and
- To help you better understand the performance numbers in your child's school, we have provided new sections that break down proficiency by specific groups of students.

Additional information can be found on the ODE website. Please call 877-772-7771 if you would like more information sent to you or if you have comments on the changes to the report card.

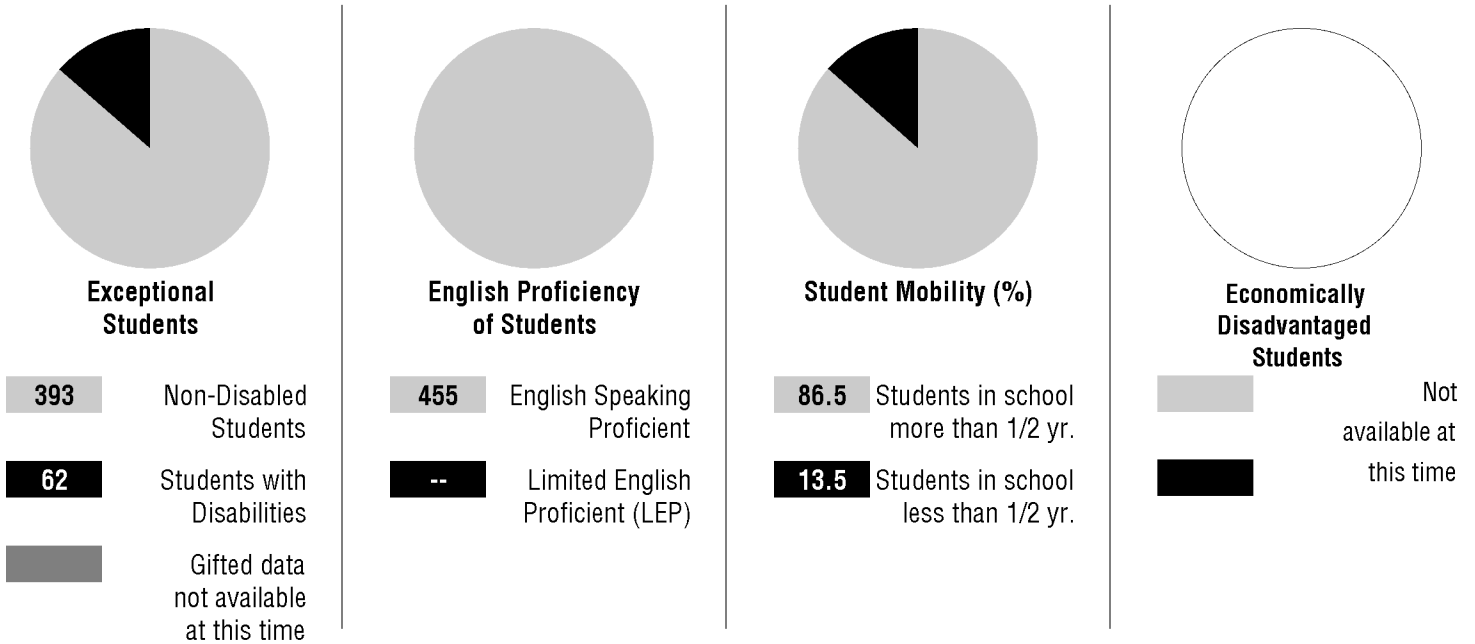


Visit [www.ode.state.oh.us](http://www.ode.state.oh.us) for more information on:

- Report Cards for every district and school
- Supplement to Report Card
- State reporting summaries
- Demographic and research statistics
- Ethnic and special education data

# Student and Staff Information

## Who Goes to School Here?



### STUDENT GENDER TOTALS

Female	223	Male	232
--------	-----	------	-----

### STUDENT ETHNICITY TOTALS

African American	74	American Indian	NC	Asian	--	Hispanic	15	Multi-Racial	38	White	326
------------------	----	-----------------	----	-------	----	----------	----	--------------	----	-------	-----

## School, Student and Staff Information

**School District Superintendent:**  
Dr. E Jean Harper Tel: 440-284-8000

**Principal:** Mrs. Linda L. Arter Tel: 440-284-8002  
**Number of years as principal at this school:** not available at this time

	YOUR SCHOOL	STATE AVERAGE
Student Attendance Rate (%)	95.5	93.9
Teachers Certified in Their Teaching Area (%)	100.0	98.2
Average Number of Students to Classroom Teacher	Not available at this time	
Teacher Attendance Rate (%)	94.7	95.3
Number of Years of Teaching Experience	Not available at this time	
Average Teacher Salary	\$40,931	\$42,995

### TEACHER GENDER TOTALS

Female	23	Male	4
--------	----	------	---

### TEACHER ETHNICITY TOTALS

African American	--	American Indian	--	Asian	--	Hispanic	--	Multi-Racial	*	White	27
------------------	----	-----------------	----	-------	----	----------	----	--------------	---	-------	----

\* Not available at this time

# Safety and Resources

## Your School's Safety and Discipline Record

School safety is a concern for every parent. The State of Ohio requires that a district collect information on the safety record of its schools. Detailed district suspension and expulsion information is available from your district office or can be accessed through the internet at [www.ode.state.oh.us](http://www.ode.state.oh.us).

Although expulsion and suspension numbers provide an important piece of information about school safety, they cannot provide a complete picture of all of the variables that make a school safe and drug-free. After you review the district discipline information, you might want to discuss the following questions with school personnel:

- How does your child's school create a caring and supportive learning environment that fosters positive relationships between students and school personnel?
- What types of positive classroom and building discipline approaches are implemented to both promote desired behavior and address problems as early as possible?
- What are the various disciplinary approaches, such as an in-school suspension class, utilized by your school in working with specific student behaviors?
- Does your child's school have a comprehensive school safety plan in place that addresses a variety of crises that could occur such as a weather related emergency or an intruder in the building?
- Has your school or district formed a community task force or coalition with strong parent representation that promotes positive youth development and addresses safety issues specific to your school and community?
- Has your school implemented a student assistance program that addresses learning, emotional and behavioral problems that impact learning?
- How does your school and district make use of resources provided through the Safe and Drug-Free Schools and Communities Act grant that is available to each district in Ohio?
- Does your school use both internal and external support personnel such as counselors and social workers to provide assistance to students?

## Per Pupil Expenditures and Revenues

### Voter Approved Funding Changes:

Did your school district offer any levies on the ballot last year? did  / did not  
If so, how many were offered? 1 How many were approved? 0

School Expenditures		District Expenditures		District Sources of Revenue	
Instruction	\$4,504	Instruction	\$4,466	Local Funds	\$4,090
Building Operations	\$758	Building Operations	\$1,304	State Funds	\$3,534
Administration	\$308	Administration	\$841	Federal Funds	\$646
Pupil Support	\$716	Pupil Support	\$877	<b>Total Revenue</b>	
Staff Support	\$110	Staff Support	\$219	<b>Per Pupil</b>	<b>\$8,270</b>
<b>Total Spending</b>		<b>Total Spending</b>			
<b>Per Pupil</b>	<b>\$6,396</b>	<b>Per Pupil</b>	<b>\$7,707</b>		

**Instruction** includes: teacher salaries and classroom materials. **Building Operations** includes utilities, maintenance, repairs, busses, and lunch room expenses. **Administration** includes: administrators, office staff, and office supplies. **Pupil Support** includes librarians, counselors, and nurses. **Staff Support** includes: teacher training and college courses.

# Your Child's Test Results

## Information You Need to Know as a Parent

The Ohio General Assembly passed new legislation in spring 2001 calling for:

- New testing programs for Ohio students, and
- New accountability standards for school buildings, in addition to existing accountability standards for school districts.

These two initiatives will be phased-in over the next eight years. Ohio's Local Report Cards were redesigned to provide detailed information on a school, its students and their performance on

Ohio's Proficiency Tests. **Students are tested so parents and teachers can understand where a student has strengths and weaknesses in learning outcomes.** Every student will have both strengths and weaknesses in subjects being tested. With testing information, parents and teachers can work together to improve a student's knowledge and skills. Knowledge and skills are important to your child's ability to advance from grade to grade, and eventually to graduate from high school.

## Receiving Test Results

Every parent whose child is taking the Ohio Proficiency Tests in March 2002 as a 4th or 6th grader is supposed to receive a report of their child's results. These results will become available at the end of the school year. If you do not receive this report on your child's results by the end of the school year, please contact

your school and ask for a copy. Study the sample results below to better understand the information on your child's testing results. **Please contact your child's teacher for help in understanding your child's performance.**

Tested Area	Established Proficiency Standard	Student Scaled Score	Needs Intervention	At or Above Proficiency Standard	Subscale	Student Score	Band	Weak	Strong
<b>Reading</b>	217	261		Advanced	Fiction: Construct Meaning	09	7-8		✓
					Fiction: Extends Meaning	18	15-16		✓
					Non Fiction: Constructs Meaning	08	5-6		✓
					Non Fiction: Extends Meaning	14	11-12		✓
<b>Mathematics</b>	218	283		Advanced	Patterns/Functions	04	2-3		✓
					Problem Solving	07	4-5		✓
					Number Relations	10	7-8		✓
					Geometry	06	4-5		✓
					Algebra	03	1-2		✓
					Measurement	10	8-9		✓
					Estimation	04	2-3		✓
					Data Analysis	08	4-5		✓
					Knowledge and Skills	22	22-23		✓
					Conceptual Understanding	09	7-8		✓
Application & Problem Solving	11	7-8		✓					
<b>Citizenship</b>	218	251		Advanced	American Heritage	08	6-7		✓
					People in Societies	07	4-5		✓
					World Interaction	09	7-8		✓
					Resources	11	7-8		✓
					Democracy	05	5-6	✓	
					Rights/Responsibilities	10	7-8		✓
<b>Science</b>	215	251		Advanced	Nature of Science	20	13-14		✓
					Physical Science	01	3-4		✓
					Earth and Space Science	08	6-7	✓	
						11	7-8		✓
						12	10-11		✓

*Student requires classroom and home assistance in learning. Please contact child's teacher as soon as possible.*

*Student has met or exceeded this subject's test standard, as set by the State of Ohio.*

*Performance typical of students at the proficient standard.*

*Student excels at the work in the outcome areas checked ( ).*

*Student needs to improve his or her work in the outcome areas checked ( ).*

*These learning outcomes are the skills and knowledge required to understand each subject.*

*The sample illustrates the type of information available from your school. The sample shows you how to read your student's test results. Save this page—it will help you to understand your child's results when they arrive later this year.*

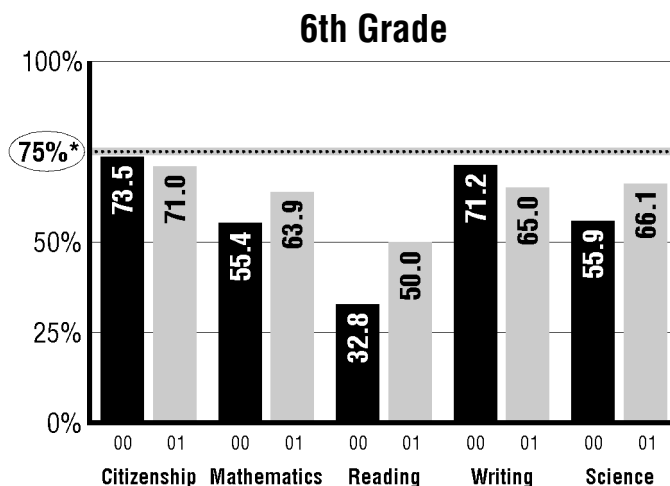
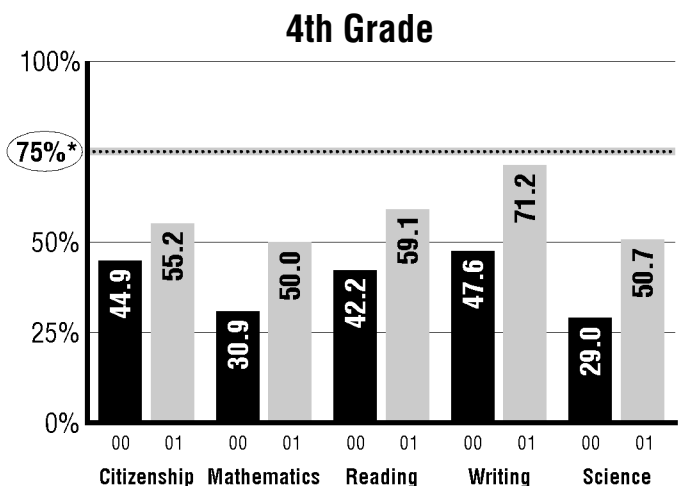
# Your School's Performance Results

## Your School's Test Scores

Below you will find information on the passing rates at your child's school for the past two years. Look closely at the results below and notice if your school's results have improved. To better understand your child's performance at his or her school, ask your

child's teacher how other students in your child's class performed on that test, and ask if there are things you can do at home to help improve your child's grades and scores on proficiency tests.

### PERCENTAGE OF STUDENTS WHO PASSED PROFICIENCY TESTS IN 2000 AND 2001



\*Minimum percentage of students who must pass the test for the district to meet the state standard

## 2000-2001 School Year Results

This chart compares results of your school to the district results for that grade-level, as well as the state results. This way, you can better understand if the performance of your child's school is below, the same as, or better than the performance of other schools throughout the state.

### PERCENTAGE OF STUDENTS WHO PASSED THE PROFICIENCY TESTS

Grade	Your School	State Standard	District's Results	State's Results
<b>4th Grade</b>				
Citizenship	55.2	75.0	50.1	60.5
Mathematics	50.0	75.0	43.9	59.4
Reading	59.1	75.0	48.6	56.0
Writing	71.2	75.0	69.9	79.3
Science	50.7	75.0	41.8	55.6
<b>6th Grade</b>				
Citizenship	71.0	75.0	67.4	68.9
Mathematics	63.9	75.0	56.0	61.1
Reading	50.0	75.0	54.4	58.3
Writing	65.0	75.0	79.6	82.6
Science	66.1	75.0	57.8	60.6

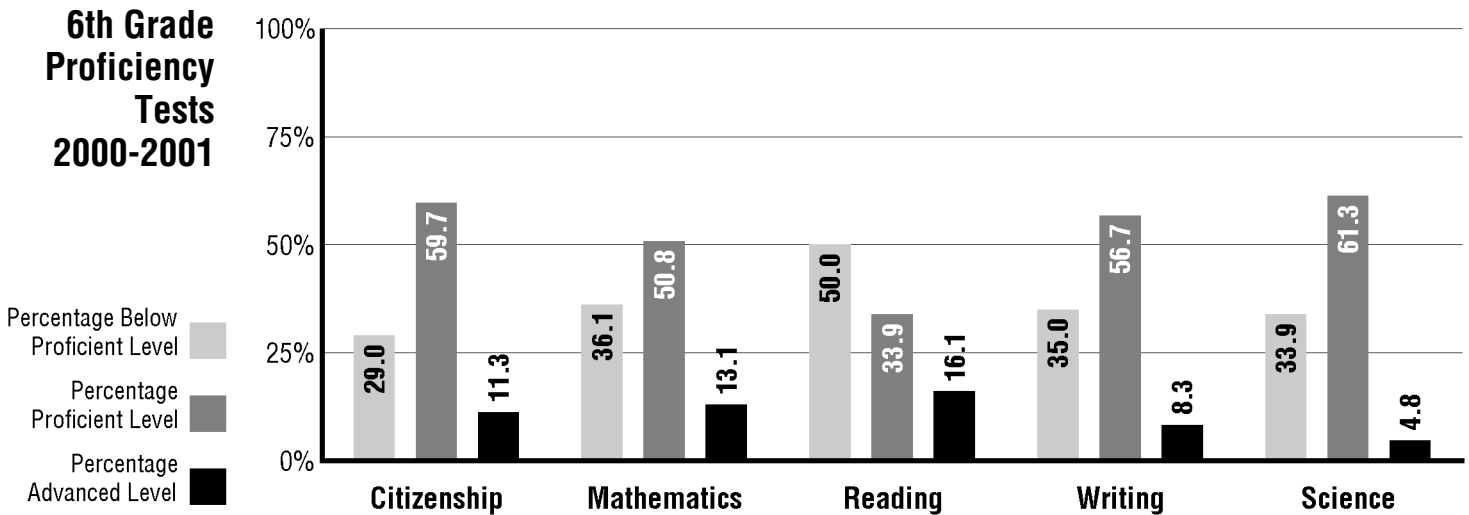
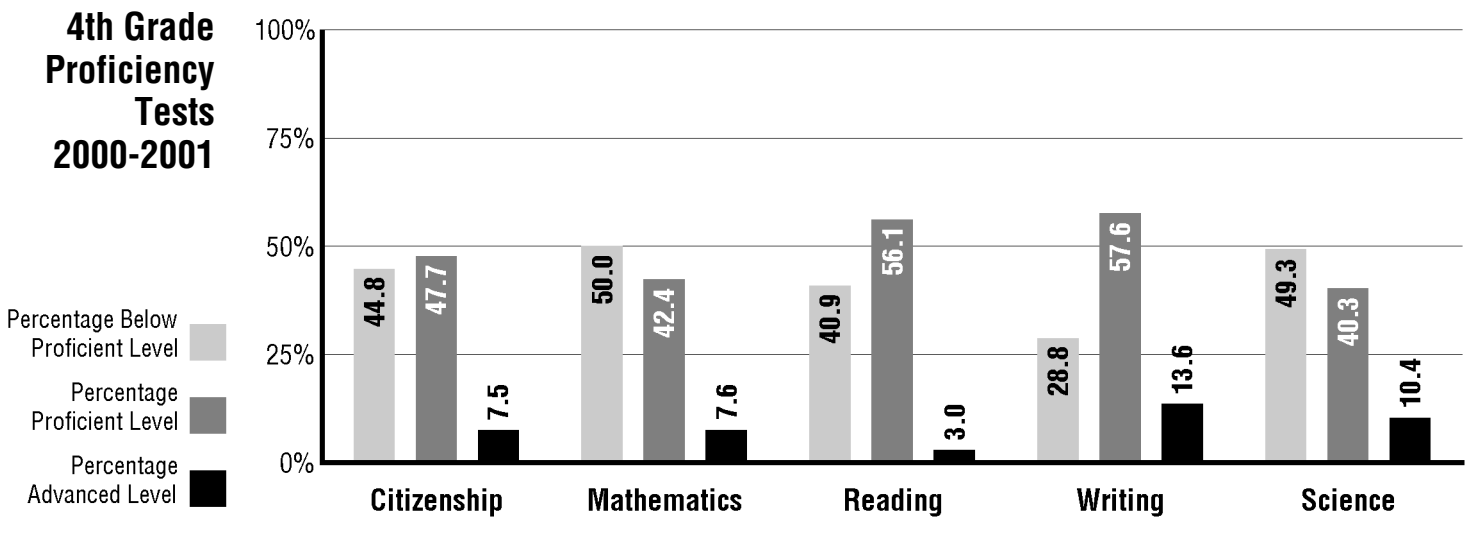
# Understanding School Proficiency

## Understanding Proficiency Levels

There are many ways to look at the test scores presented in this Report Card. The most important thing about the charts you've studied so far is to understand how your child is doing in comparison to students in the same grade throughout the state. The chart below is different in that it presents total student passing rates at your school for 2001. The proficiency levels show you whether

students have fallen short, reached or exceeded the minimum performance standards set for each student taking the test. *Percentage Advanced* is the highest performance level students can reach in Ohio in school year 2000-2001. If the Percentage Advanced (black) is larger than the Percentage Below Proficient (light grey), then your school is doing better for more of its students.

## Your School's Student Performance By Proficiency Level



# Your District's Results

## Understanding Your District's Results

Your District Met 10 of the 27 State Performance Indicators in 2002 for a District Rating of:  
**Academic Watch**

### WHICH OF THE 27 STATE PERFORMANCE INDICATORS BELOW DID YOUR DISTRICT MEET?

Performance Indicator #	Grade Four	Grade Six	Grade Nine <sup>1</sup>	Grade Nine <sup>2</sup>	Grade Twelve
1-5 Citizenship	NOT MET	NOT MET	NOT MET	NOT MET	<b>MET</b> (✓)
6-10 Mathematics	NOT MET	NOT MET	NOT MET	NOT MET	NOT MET
11-15 Reading	NOT MET	NOT MET	<b>MET</b> (✓)	<b>MET</b> (✓)	<b>MET</b> (✓)
16-20 Writing	NOT MET	<b>MET</b>	<b>MET</b> (✓)	<b>MET</b> (✓)	<b>MET</b> (✓)
21-25 Science	NOT MET	NOT MET	NOT MET	NOT MET	<b>MET</b> (✓)
26 Student Attendance Rate		<b>MET</b> (✓)			
27 Student Graduation Rate		NOT MET			

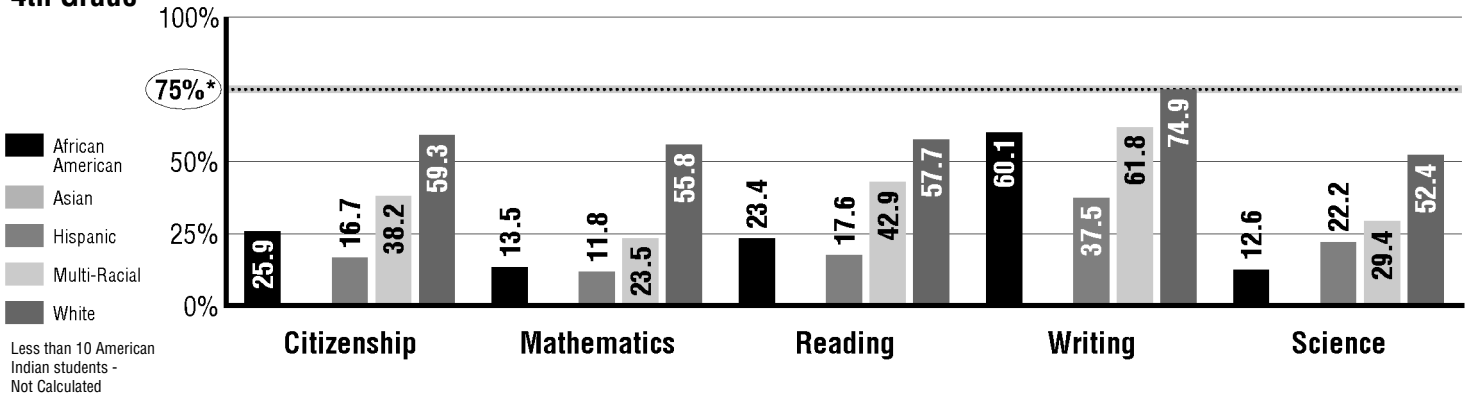
<sup>1</sup> Based on cumulative attempts for ninth grade students  
<sup>2</sup> Based on cumulative attempts for tenth grade students  
 (✓) District met standard on 2001 report card

### HOW THE RATING IS DETERMINED

- EXCELLENT**- Districts met 26 or more performance indicators. (71 districts statewide received this rating)
- EFFECTIVE**- Districts met 21-25 performance indicators. (136 districts statewide received this rating)
- CONTINUOUS IMPROVEMENT**- Districts met 13-20 performance indicators. (351 districts statewide received this rating)
- ACADEMIC WATCH**- Districts met 8-12 performance indicators. (38 districts statewide received this rating)
- ACADEMIC EMERGENCY**- Districts met 0-7 performance indicators. (12 districts statewide received this rating)

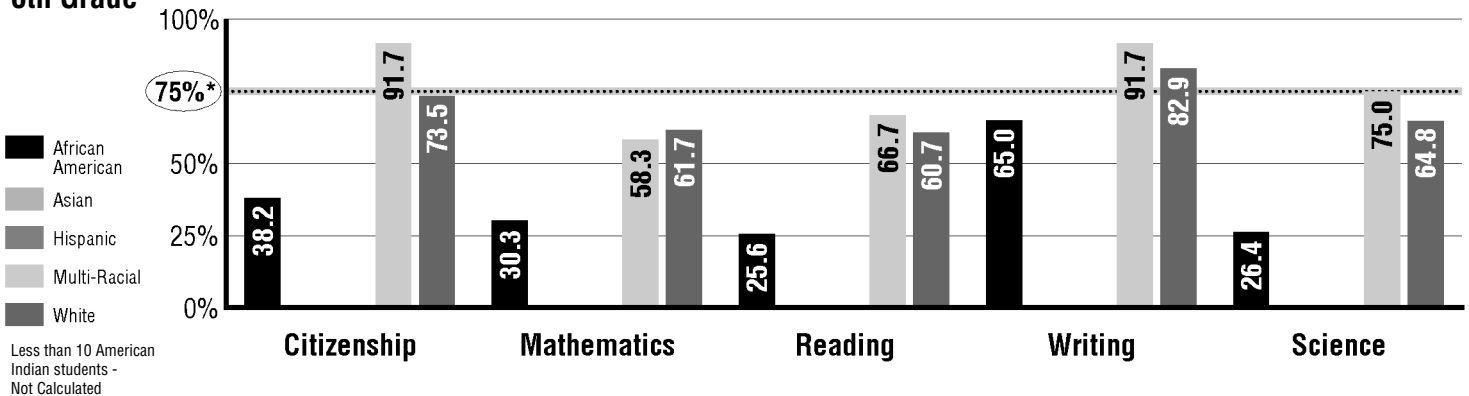
## District Percentage of Students Who Passed Proficiency Tests in 2000-2001

### 4th Grade



Additional demographics and results for Special Needs students are available at [www.ode.state.oh.us](http://www.ode.state.oh.us)

### 6th Grade



\*Minimum percentage of students who must pass the test for the district to meet the state performance indicators



**To The Parents Of:**

**IMPORTANT INFORMATION**  
Your School Building Report Card  
Results Enclosed

Efforts have been made by the Department to eliminate duplicate mailings to parents with more than one child in a school. However, due to inconsistencies in address format, duplication may still occur. If you receive more than one mailing, please share this information with a neighbor.