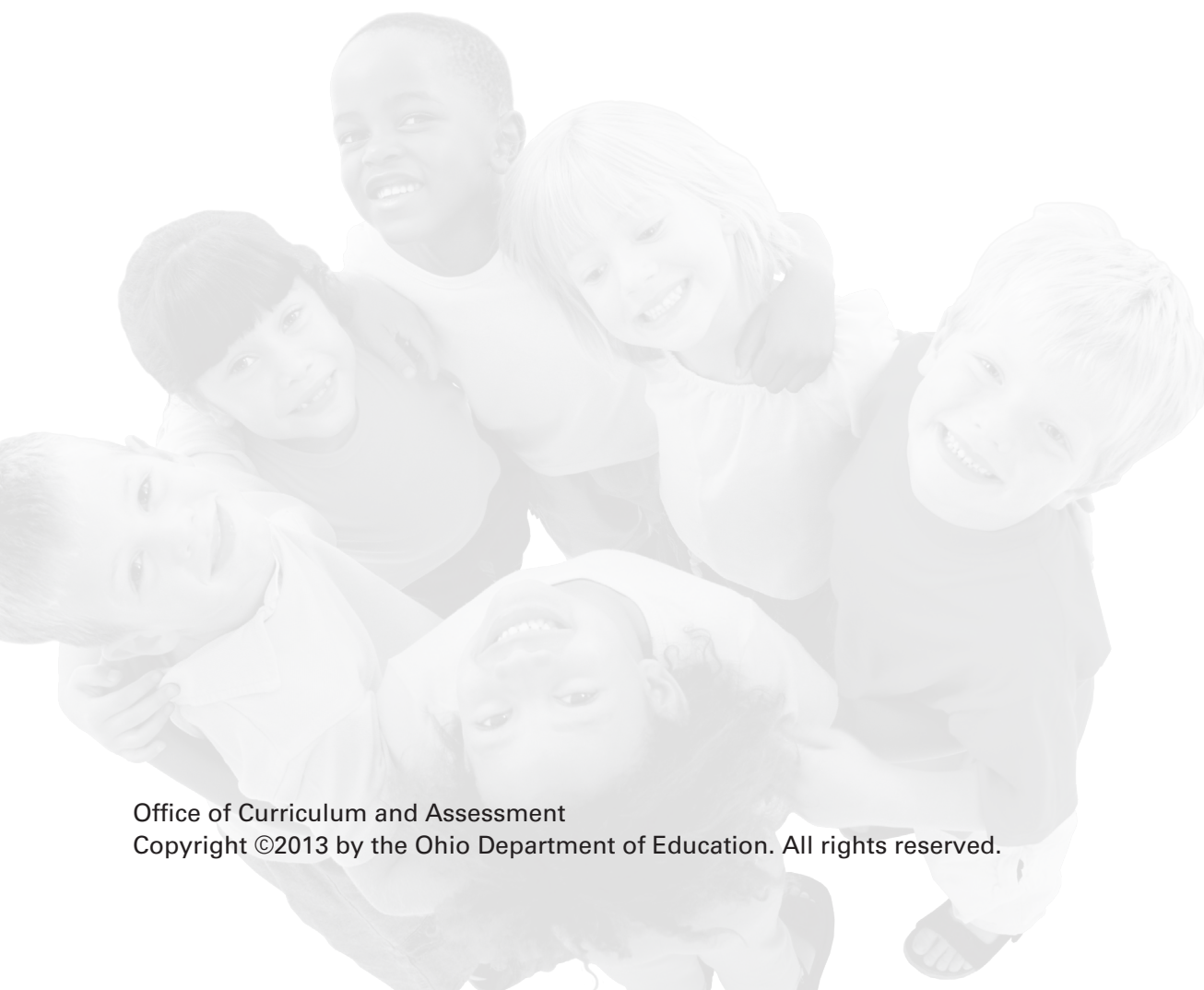


# Ohio's Diagnostic Assessments

# GRADE 2 READING

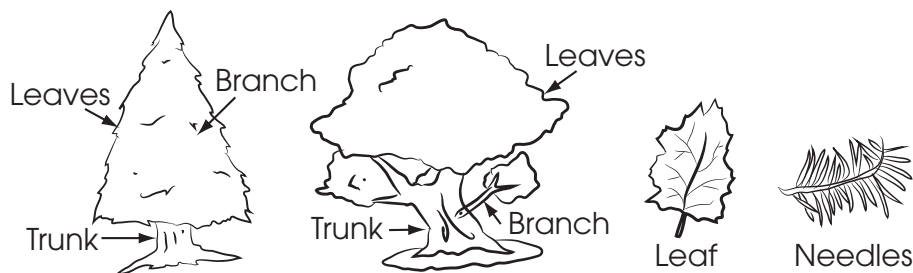
## Student Booklet

### FULL MEASURE



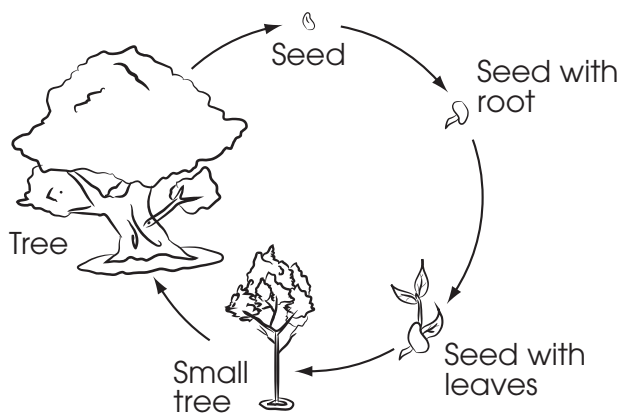
The Ohio Department of Education does not discriminate on the basis of race, color, national origin, sex, religion, age, or disability in employment or the provision of services.

# All About Trees



## Trees All Around

Trees grow all over the world. There are many kinds of trees. Most have large trunks, branches, and green leaves. In the fall, some trees' leaves turn red, orange, or yellow and fall off. Other trees' leaves stay green all year. Those leaves are usually long and thin and are called needles. Trees with needles are called evergreen trees because the needles stay green all year. If you have seen a pine tree, you have seen an evergreen tree.




## Trees Produce Their Own Seeds

Trees grow their own seeds. The seeds start as flowers. Some trees have pretty flowers and others have flowers so small that we cannot see them. After the flowers bloom, they dry up and leave seeds behind. When the seeds are ready, they drop onto the ground. Some seeds stay where they land. Others are blown away by the wind, washed away by rain, or carried away by animals. If the seed lands in a good spot, then it can become a new tree.




## Trees As Helpers

Trees give us many things. They help clean the air and give us shade. They even give us food. Apples, pears, and oranges grow on trees. We also get wood from trees. We use wood to make houses, tables, chairs, and many other things. Paper and pencils are both made from trees. Some of your toys may be made from trees. Trees are helpful to people in many ways.



People are not the only ones who use trees. Birds and squirrels live in trees and beavers use trees to make their homes. Caterpillars, ladybugs, and other insects eat leaves and bark. Leaves that fall from trees turn into soil. Other plants can grow in the soil that comes from leaves.



Trees are an important part of our lives. Sometimes we do not stop to think about how special trees are! The next time you see a tree, think about all the things that trees do for the world.



---

Read and answer each question below.

1. What is this text mostly about? \_\_\_\_\_

2. Using information from the text, list 3 ways trees help people.

1. \_\_\_\_\_

\_\_\_\_\_

2. \_\_\_\_\_

\_\_\_\_\_

3. \_\_\_\_\_

\_\_\_\_\_

3. Which subheading from the text would help you find information about things that animals get from trees?

\_\_\_\_\_



---

4. What big idea do you think the author wants you to learn from reading this text?

---


---

5. Based on the text, what are needles?

---

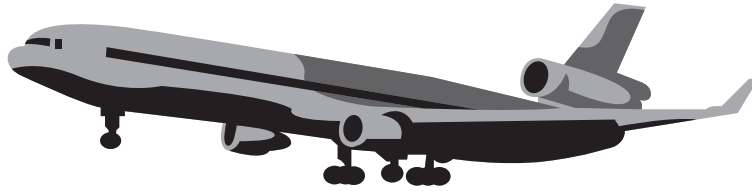
6. What is paragraph 2 mostly about?

---



---

# My First Flight



Today I rode on an airplane for the first time. My friend Lauren and I went to see my grandparents. I was scared because I was afraid of flying. Lauren said, "Don't worry, Kayla!" and gave me a hug.

When we got to the airport, we checked in. The airline has people to take care of children like us who are flying alone. They took us to the gate. I tried to think about how much fun it would be to see my grandparents, but I was so scared that I almost wished I didn't have to go.

When it was time to get on the plane, we walked through a tunnel that connected the airport to the plane. Even though I was still close to the ground, I felt like it was far away.

The worker from the airline took us to our seats near the back of the plane. I had the window seat. I wasn't sure I would like that.

"Have a great trip," said the airline worker. "If you need anything, press this button to call someone to help you." We smiled and said thank you.

When it was time for our plane to take off, we had to buckle our seatbelts. The plane started to move. It moved faster and faster until we felt it lift off the ground. I held Lauren's hand tightly, and she told me that we would be okay. I took deep breaths to keep calm.



---

After a while, Lauren and I talked and read our books. I almost forgot to be afraid, but I still didn't want to look out the window. As long as I didn't look, I could forget that I was so high in the air. When we hit a bump, I grabbed Lauren's hand again. She told me to pretend I was in a car, and I tried to do what she said.

"See, it's not so bad, Kayla," she said. "Anyway, we'll be there soon."

Near the end of the flight, Lauren looked past me out the window. "Wow, that's cool!" she said. "I can see cars but they look as small as bugs! The houses look tiny, too!" I started to get curious and peeked out the window. Lauren was right. It did look cool—and not as scary as I thought it would be. We made up stories about the tiny people in their tiny cars.

We watched everything below us get bigger as the plane started to land. When we landed, I felt calm and happy. "I'm not scared anymore," I told Lauren, "Flying is fun!" She grinned and gave me a high five. I know that Lauren is the reason I stopped being afraid. I am glad I had such a good friend with me on my first flight.





---

Read and answer each question below.

7. When does Kayla stop feeling scared?

---

---

8. According to the text, what lesson did Kayla learn?

- A. It is important to fly on a plane when you travel.
- B. Good friends help each other when they are scared.
- C. Airlines have workers who help children who are flying alone.

9. How does Kayla change from the beginning to the end of the text?

- A. She learns how to help Lauren.
- B. She learns to be a good friend.
- C. She learns not to be afraid of flying.



---

10. Number these statements in the order they appear in the text.

\_\_\_\_\_ She told me to pretend I'm in a car, and I tried to do what she said.

\_\_\_\_\_ We made up stories about the tiny people in their tiny cars.

\_\_\_\_\_ Even though I was still close to the ground, I felt like it was far away.

11. What is the name of the person telling the story?

\_\_\_\_\_

12. What is one thing Lauren says or does to show that she is a good friend to Kayla? \_\_\_\_\_

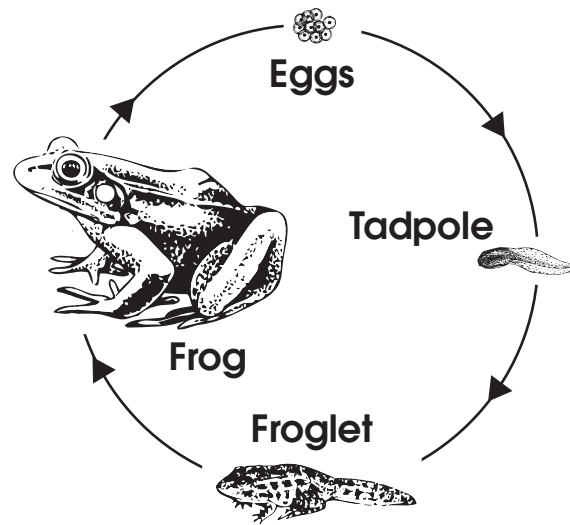
\_\_\_\_\_



---

Go to the next page

# A Frog's Life



The life of a frog is very interesting. A frog is an animal that spends part of its life in the water and part on land. Frogs go through different parts of their lives, called stages, as they grow. They go through changes at each stage. These changes happen in a certain order. The first stage begins with the egg. When frogs are born, they hatch from eggs in the water. We call them tadpoles. Tadpoles have tails but no legs.


As they get bigger, tadpoles grow legs. Then they move into the next stage. First the back legs grow, then the front legs. As their legs get longer, their tails get shorter. At this stage, we call them froglets. Froglets change even more as they keep growing. Their tails get smaller and smaller until they are completely gone.

The final stage of frogs' lives happens when the tail is completely gone. They are now full-grown adult frogs. This means they are ready to live on the land as well as in the water. Frogs swim in water and hop on land. Many times you can find them sitting on the rocks near the water. They eat insects, worms, and spiders that they find both in water and on land. In the spring, frogs lay eggs in the water that will soon hatch and become tadpoles. The stages start again.

---

Read and answer each question below.

13. Where do frogs live when they are first born?
- A. on land
  - B. on rocks
  - C. in water
14. What is this text mostly about?
- A. the stages in a frog's life
  - B. what tadpoles look like
  - C. where froglets live
15. What does a froglet change into after its tail is gone?
- A. an egg
  - B. a tadpole
  - C. a frog



---

# The Ant and the Grasshopper



Once, in a field, there lived an ant and a grasshopper. The ant worked hard all day long. He collected food wherever he could find it. The grasshopper did not like to work at all. He spent his days talking with the other insects and laughing at the ant's hard work.

Day after day, the ant collected grains of rice and wheat that he found around the field. He stored them away in his home for the coming winter. The ant did not stop working. He hurried back and forth from house to field, collecting as much food as he could find. In the evenings, he would rest.

Each day the grasshopper watched the ant working and thought he was silly. He sat by the pond playing games with the other insects and relaxing in the bright sun.

"Ant, come play with us! We are having fun and you are missing it all," said the grasshopper.





“Grasshopper, winter will be here soon. You must prepare your home with enough food to last the entire season. When the snow comes, you will not find anything to eat. I will play later,” explained the ant.

The grasshopper laughed at the ant. “Don’t be silly. There will be time for work later! I want to enjoy the weather today!”

The ant ignored the grasshopper. He went back to his work, scurrying back and forth, back and forth.

Soon the leaves began to change colors and fall from the trees. The days became shorter and the nights became longer. The air became colder and colder. Soon snowflakes began to cover the ground.

The ant sat snugly in his home away from the falling snow outside. He had plenty of food for the winter and felt warm and full. Now he had time for fun. Suddenly, there was a knock at the ant’s door. He opened it to find the grasshopper at his doorstep.

“Ant, I am cold and hungry. I cannot find food in this snow. I have no place to stay warm in these winter months. Will you give me some food and a warm place to stay?” the grasshopper asked.



---

The ant could not believe his ears.

“Grasshopper, you made fun of me all summer long, and now you are asking for my food. I worked hard to gather food for winter while you played with your friends. You may not have my food. You may not stay in my warm home,” replied the ant.

With that, he closed the door and left the grasshopper to learn a valuable lesson. There is time for work and there is time for play.





---

Read and answer each question below.

16. Why does the ant collect food?
- A. to prepare for the summer season
  - B. to have food during the winter
  - C. to share with the other insects
17. What lesson can be learned from this text?
- A. You should work all of the time.
  - B. You should play in nice weather.
  - C. You should work before you play.



---


18. How does the ant respond when the grasshopper asks for food in the winter?

- A. The ant says that he will play later.
- B. The ant closes the door on the grasshopper.
- C. The ant welcomes the grasshopper into his home.

19. The grasshopper and the ant have different opinions about work and play.

How are their opinions different?

- A. The grasshopper likes to play in the winter and the ant likes to play in the summer.
- B. The grasshopper thinks it is important to prepare for winter, but the ant does not.
- C. The ant thinks it is important to prepare for winter, but the grasshopper does not.

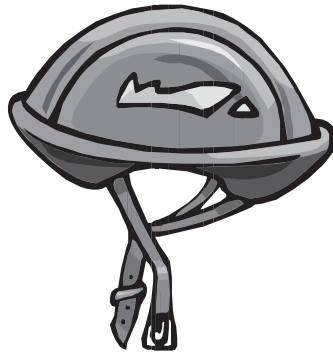


---

# Skating Safety

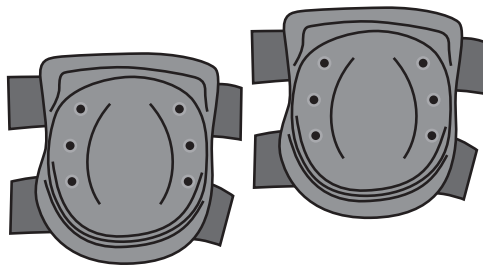
On a sunny day skating can be a lot of fun. It is a great way to play with friends. Skating can be good exercise, too. But before you put on skates, you need to know about skating safety.

## Wearing a Helmet



To stay safe, you should wear a helmet when skating. The helmet will protect your head in case you fall or hit something. It will also protect your brain. It is important to get the right size helmet. It should sit flat on top and cover your forehead. If the helmet tips back too far, it won't keep you safe. Check the straps next. They should fasten tightly under your chin. If the straps are too loose, your helmet will move and will not protect you well.

## Wearing Knee Pads



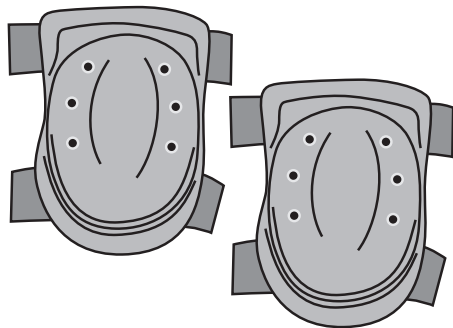
It is also a good idea to wear knee pads while you skate. These pads protect your knees if you fall. They come in different sizes just as helmets do. Try them on to be sure they fit well. They should cover your knees completely, but not be too large. If they are too big, you will know because you will not be able to



---

move your legs correctly! To put on the pads, hold them in place on your knees and attach the straps in back. Walk around with them on to make sure they are comfortable for you.

### **Wearing Elbow Pads**



Elbow pads work like knee pads, but they protect your elbows. You need to try them on to be sure they fit well, too. They should not be too big or too small. If the pad covers your elbow and you can move your arm properly, it fits well. To put on your elbow pads, you may need someone to help you. First, place the elbow pad over your elbow. Then attach the straps on the inside of your elbow. Move your arms around to be sure they are comfortable for you.

Once you have your helmet and pads on, you are ready to skate. You can have fun and be safe at the same time!



---

Read and answer each question below.

20. What is the fourth paragraph mostly about?

- A. how to wear a helmet
- B. how to wear knee pads
- C. how to wear elbow pads

21. List one subheading from the text.

\_\_\_\_\_


Provide one fact that is included under this subheading.

\_\_\_\_\_

\_\_\_\_\_

22. According to the text, why is it a good idea to wear knee pads?

- A. for appearance
- B. for protection
- C. for comfort



29. **Distinguish long and short vowels when reading regularly spelled one-syllable words:**

Refer to the error analysis and check each word from the text that the student read correctly.

\_\_\_day    \_\_\_dog    \_\_\_path    \_\_\_bone    \_\_\_tree  
\_\_\_stump    \_\_\_his    \_\_\_did    \_\_\_face    \_\_\_bright

**TOTAL:** \_\_\_\_\_

31. **Decode regularly spelled two-syllable words with long vowels:**

Refer to the error analysis and check each word from the text that the student read correctly.

\_\_\_lying    \_\_\_nearby    \_\_\_over    \_\_\_flowing    \_\_\_surprised  
\_\_\_seeing    \_\_\_opened    \_\_\_away    \_\_\_became    \_\_\_greedy

**TOTAL:** \_\_\_\_\_

32. **Tell me the story in your own words starting from the beginning.** (Check off events mentioned by the student.)

- \_\_\_ A dog was walking in a forest and found a bone.
- \_\_\_ He decided to take it home.
- \_\_\_ He walked over to a stream.
- \_\_\_ He saw his reflection and thought it was another dog.
- \_\_\_ He opened his mouth to get the other dog's bone.
- \_\_\_ His bone fell into the water and washed away.
- \_\_\_ He realized what had happened and was sad.
- \_\_\_ Other

**TOTAL:** \_\_\_\_\_



---

33–34. **Conduct error analysis while the student reads orally. Then score the student’s accuracy, fluency, and comprehension using the guidelines in your manual.**

One day a dog took a stroll on a path in the forest. As he was walking, he found a large bone lying on a nearby tree stump. The dog hurried over and picked up the bone. He was so happy that he decided to take it home. On his way home, the dog passed a flowing stream. He looked into the water and was surprised to see a dog staring back at him. The silly dog did not know it was his own face that he was seeing. He thought it was another dog.

“That dog has a bone, too!” thought the dog. “If I take it from him, I can have two bones instead of one!”

The dog thought this was a bright idea. He leaned in and quickly opened his mouth to grab the bone that he saw in the stream. As he opened his mouth, his own bone dropped into the water and was washed away. He became unhappy when he realized that the face he saw had been his own. Now the greedy dog had no bone at all.



