



**Department of
Education &
Workforce**

AREA ELIGIBILITY TRAINING

**The Summer Food Service Program
(SFSP) and Seamless Summer Option
(SSO)**

HANAH HART, MPH, RD, LD

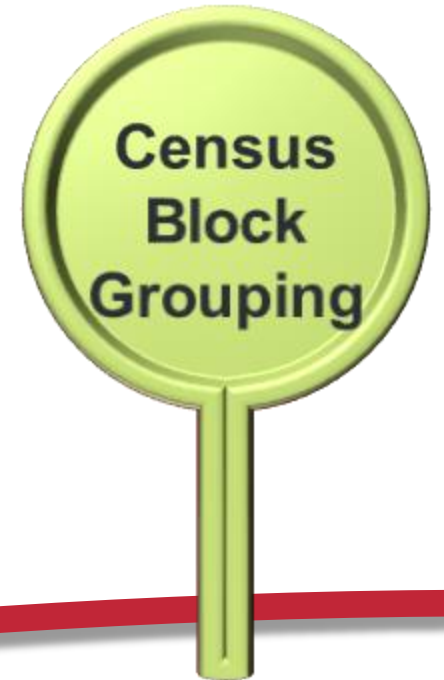
Education Program Consultant

2024 Summer Summit: *Celebrate the Plate*

February 5, 2024



METHODS FOR DETERMINING SITE ELIGIBILITY



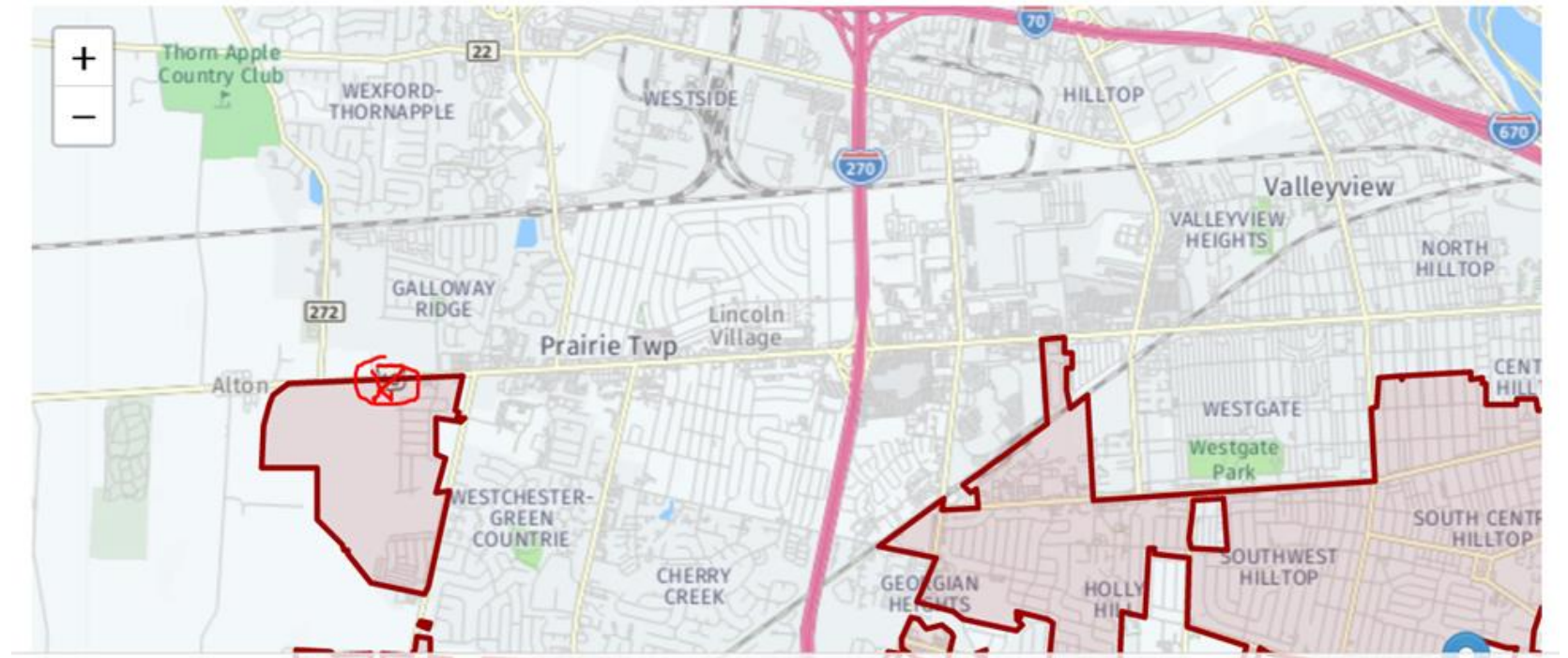
Once established through any of these methods, Area Eligibility is good for 5 years!

METHOD: SCHOOL DATA

Which school attendance area is the site located?

This site is located in Briggs High School attendance area.

Briggs High School - School Boundaries Map (School Attendance Zone)



SCHOOL DATA METHOD

School data may be used to establish area eligibility, excluding camp sites



site located in a school attendance area where at least 50 percent of the children are eligible for free or reduced-price meals.

Use Elementary, Middle OR
High school data

*Use any month of the
most recent school year

Once established, good
for 5 years





<https://education.ohio.gov/Topics/Student-Supports/Food-and-Nutrition/Resources-and-Tools-for-Food-and-Nutrition/MR81-Data-for-Free-and-Reduced-Price-Meal-Eligibil>



THE OHIO DEPARTMENT OF EDUCATION AND WORKFORCE WEBSITE: DATA FOR FREE AND REDUCED PRICE MEALS

Additional Data and Information for School Lunch and Breakfast Programs

FY-2023

- » 2022 Ohio School Breakfast Program: Implementation and Effectiveness 
- » Schools' Free and Reduced Price Meal Eligibility (2022) 
- » Students Participating in School Breakfast Program (2022) 
- » Breakfast Serving Methods (2022) 

FY-2022

- » School Breakfast Legislative (HB 166) Report 2021-2022 
- » Students Participating in School Breakfast Program 
- » Free and Reduced Price Meal Eligibility Documentation 
- » October 2021 (FY2022) Data for Free and Reduced-Price Meals 
- » Student Participation in School Lunch and Breakfast with Type of Breakfast Model Used 

PREVIOUS YEARS



Site Name	NSLP Provision	Enrollment	Free Lunch Applications	Reduced Price Lunch Applications	Percent Free Lunch	Percent Reduced Price Lunch	Percent Free and Reduced Price Lunch
Alton Hall Elementary School	Traditional	596	304	44	51.01%	7.38%	58.39%

Make sure the “NSLP Provision” column says “Traditional” or “Provision 2”. If it is CEP, the steps are not the same. Only use the “Percent Free and Reduced-Price Lunch” column to qualify.

This site is area eligible using the school data method! It is above 50% FRP.

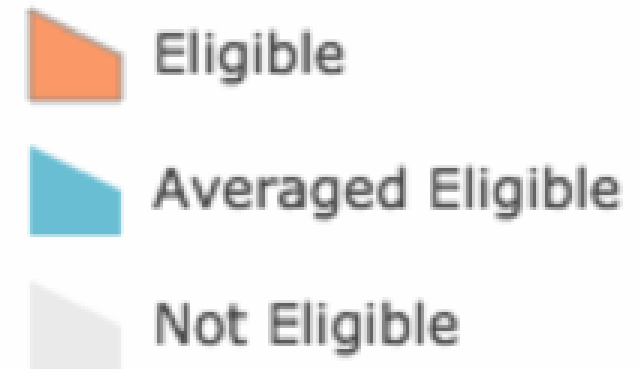


SCHOOL DATA: USING COMMUNITY ELIGIBILITY PROVISION (CEP) DATA

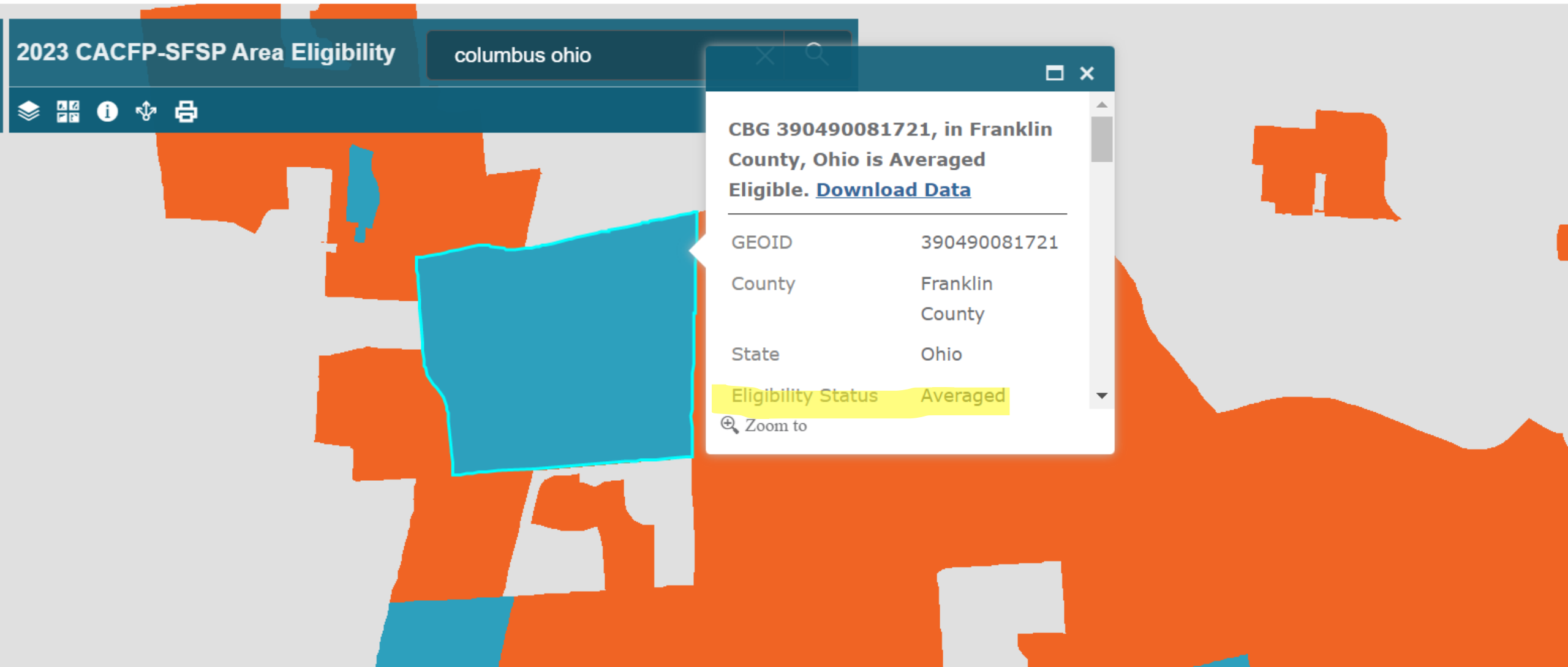
- If using CEP data, you must check with ODE to verify
 - Individual school data must be used. Don't use district-wide CEP data.
 - Use the *CEP Worksheet* base year data. If you are a non-school site, work with ODE to get CEP data or you may choose another method for eligibility.
 - Multiply most recent Identified Student Percentage (ISP) by 1.6 factor. **If the ISP is at least 31.25, then the result will be at least 50 percent (31.25 x 1.6 = 50).*

CENSUS DATA: NO KID HUNGRY MAP

- The map is color coded.
- Specific data can be checked by using NKH instructions on website or checking USDA map for adjacent census block data.
- <https://bestpractices.nokidhungry.org/Averaged-Eligibility-Map>



The No Kid Hungry Average Eligibility Map has been updated with FY23 data.



CENSUS DATA: USDA MAP

- Enter site address. Click the arrow to see details of the referent census block.
- **Red** indicates the area is eligible. **Blue** is ineligible.
 - **Note different color indicators on the USDA map vs. the NKH Map*
- **If it is blue & the FRP of either the <12 or <18 is below 40%** it will *not* qualify with census data. Do not proceed with census block grouping.
- **If it is blue & the FRP of either the <12 or <18 population is above 40%** in the census block group or census tract, then check the adjacent census block groups to see if there is 1-2 that are at least 40% FRP in the same age category to proceed with census block grouping.
- <https://www.fns.usda.gov/area-eligibility>



CENSUS DATA: REFERENT CENSUS BLOCK

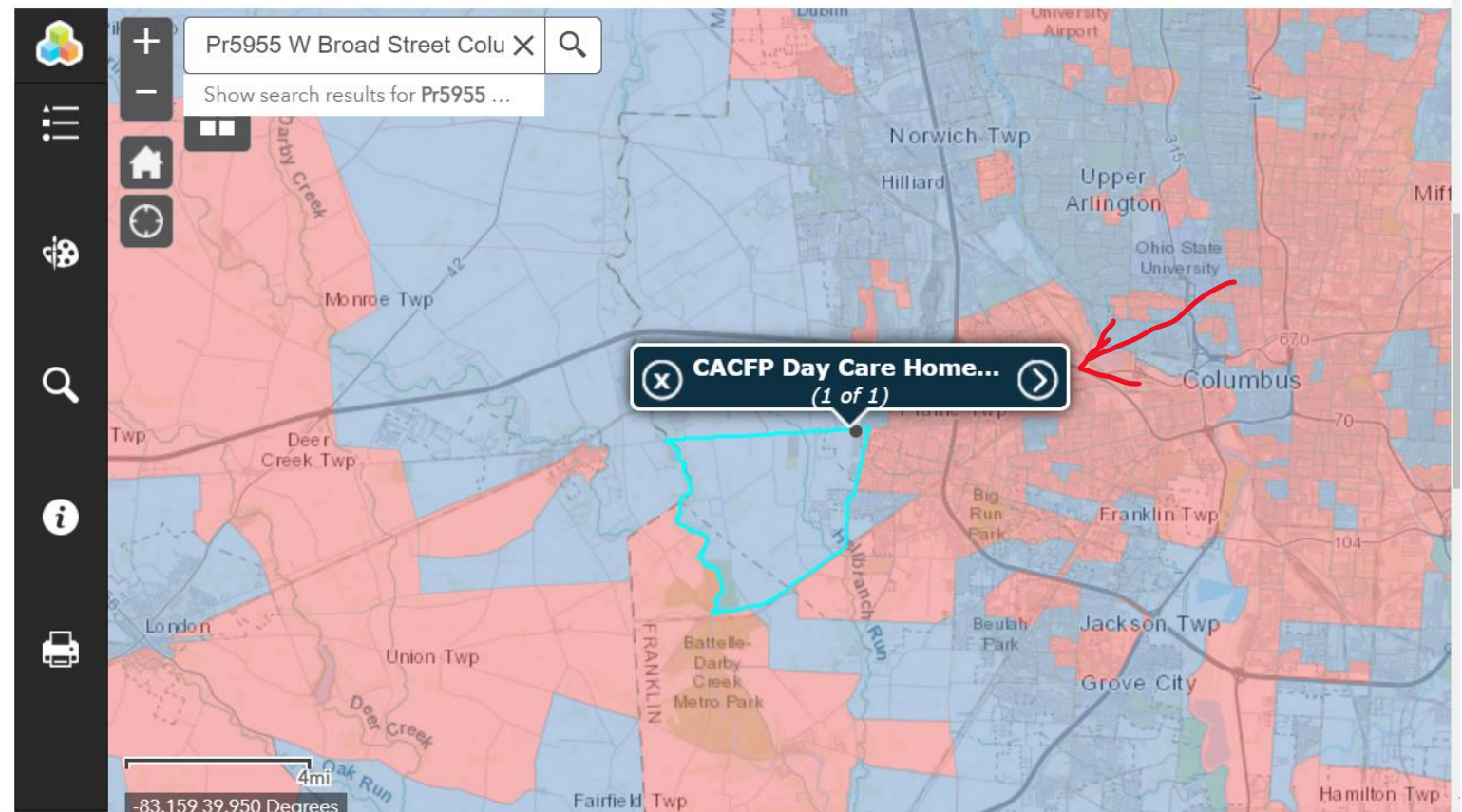
Address:

Prairie Township Rec
Center

5955 W Broad Street
Columbus, OH 43119

USDA Area Eligibility Map
– this address is ineligible
as shown by blue census
block.

Click arrow to see more
details.



CENSUS DATA: REFERENT CENSUS BLOCK

Neither the Census Tract or Census Block Group meets the 50% threshold.

(1 of 1)	
CACFP Day Care Home (Tier I) and SFSP Summer Meal Site Eligibility for FY22: 390490081622	
GEOID	390490081622
State	Ohio
FY 2022 Area Eligible?	NO
CBG: Percentage of children (0-18) eligible for F/RP meals	47.00
CBG: Number of children (0-18) eligible for F/RP meals (Numerator)	195
CBG: Total children (0-18) (Denominator)	415
CBG: Percentage of children (0-12) eligible for F/RP meals	43.80
CBG: Number of children (0-12) eligible for F/RP meals (Numerator)	160
CBG: Total children (0-12) (Denominator)	365
Census Tract: Percentage of children (0-18) eligible for F/RP meals	33.50
Census Tract: Percentage of children (0-12) eligible for F/RP meals	33.80



CENSUS BLOCK GROUPING

- The site is eligible if:
 - There are **3 or fewer CBGs** in the calculation including the “referent” CBG where the site or facility is located.
 - All CBGs in the calculation have ***at least 40% children eligible for free or reduced price meals.***
 - All CBGs in the calculation are ***adjacent to the “referent” block group*** where the site/home is located.
 - The calculation uses the ***same age groups*** (0-12 or 0-18 year olds) across all CBGs.

***Always check with your state agency to confirm site eligibility**



CENSUS BLOCK GROUPING

Make sure calculations are done correctly:

- Do not use weighted averages.
 - Add numerators of each CBG.
 - Add denominators of each CBG.
 - Divide the sum of numerators and sum of denominators.
- Do not average the percentages of free or reduced price meals in each CBG. *This is only done in the final step.*

CENSUS BLOCK GROUPING TEMPLATE

- ✓ Is each individual census block group is at least 40% Free & Reduced eligible based on the CBG data
- ✓ Are the data sets from all the same age group (either 0-12 or 0-18 years old)
- ✓ Did you use 3 or less CBG in your calculation?

CBG GEOID	Numerator	Denominator	Percentage (Numerator/Denominator x 100%)
			X 100%=
			X 100%=
			X 100%=
Total	Sum of Numerators ()	Sum of Denominators ()	Weighted average percent= Sum of Numerators/Sum of Denominators x 100% ()

CENSUS BLOCK GROUPING: ENTER “REFERENT BLOCK” DATA

(1 of 1)

CACFP Day Care Home (Tier I) and SFSP Summer Meal Site Eligibility for FY22: 390490081622

GEOID	390490081622
State	Ohio
FY 2022 Area Eligible?	NO
CBG: Percentage of children (0-18) eligible for F/RP meals	47.00
CBG: Number of children (0-18) eligible for F/RP meals (Numerator)	195
CBG: Total children (0-18) (Denominator)	415
CBG: Percentage of children (0-12) eligible for F/RP meals	43.80
CBG: Number of children (0-12) eligible for F/RP meals (Numerator)	160
CBG: Total children (0-12) (Denominator)	365
Census Tract: Percentage of children (0-18) eligible for F/RP meals	33.50
Census Tract: Percentage of children (0-12) eligible for F/RP meals	33.80

...

CBG GEOID	Numerator	Denominator	Percentage (Numerator/Denominator x 100%)
390490081622	195	415	X 100%= 47%
			X 100%=
			X 100%=
Total	Sum of Numerators	Sum of Denominators	Weighted average percent= Sum of Numerators/Sum of Denominators x 100%



CBG METHOD: ENTER ADJACENT CENSUS BLOCK

(1 of 1)

CACFP Day Care Home (Tier I) and SFSP Summer Meal Site Eligibility for FY22: 390490081321

GEOID	390490081321
State	Ohio
FY 2022 Area Eligible?	YES
CBG: Percentage of children (0-18) eligible for F/RP meals	55.30
CBG: Number of children (0-18) eligible for F/RP meals (Numerator)	315
CBG: Total children (0-18) (Denominator)	570
CBG: Percentage of children (0-12) eligible for F/RP meals	47.30
CBG: Number of children (0-12) eligible for F/RP meals (Numerator)	175
CBG: Total children (0-12) (Denominator)	370
Census Tract: Percentage of children (0-18) eligible for F/RP meals	55.00
Census Tract: Percentage of children (0-12) eligible for F/RP meals	56.50

...

CBG GEOID	Numerator	Denominator	Percentage (Numerator/Denominator x 100%)
390490081622	195	415	195/415 X 100%= 47%
390490081321	315	570	315/570 X 100%= 55.3%
Total	Sum of Numerators	Sum of Denominators	Weighted average percent= Sum of Numerators/Sum of Denominators x 100%
	510	985	510/985 = .5177 x 100% = 51.77%

** Remember to use the same age group across ALL blocks.*

This site is area eligible through the census block grouping method!



WHERE TO REVIEW SITE ELIGIBILITY IN CRRS

Site Type

18. Site Type: Open

Reason for operating a Restricted Open or Closed Enrolled Site:

19. Eligibility Method: Census Data

Provide the complete name of the school district, school name, and the number of free and reduced-price eligible students from which this site will draw its attendance.

School District:

School Name:

Percentage of Enrollment Eligible for Free and Reduced-price Meals: %

Program Year of School Data:

If this site is a public school site and another school's data was used to establish eligibility for this site, explain why another school's data was used.

Provide the following Census information:

Block Number: 1

Group Number: 390170109061

Percentage of Needy Children: 100.00 %

- Sponsors add the block number, group number, and free/reduced percentage to their site application. Go to “site eligibility” question.



RESOURCES

1. <https://www.fns.usda.gov/area-eligibility>
2. <https://bestpractices.nokidhungry.org/Averaged-Eligibility-Map>
3. <https://www.fns.usda.gov/sfsp/2016-administrative-guidance-sponsors>
4. <https://www.fns.usda.gov/cn/area-eligibility-child-nutrition-programs>
5. <https://education.ohio.gov/Topics/Student-Supports/Food-and-Nutrition/Resources-and-Tools-for-Food-and-Nutrition/MR81-Data-for-Free-and-Reduced-Price-Meal-Eligibil>

QUESTIONS?

EDUCATION.OHIO.GOV

Hannah Hart, MPH, RD, LD
Education Program Consultant
Hannah.Hart@education.ohio.gov
(614)-965-3742



**Department of
Education &
Workforce**

