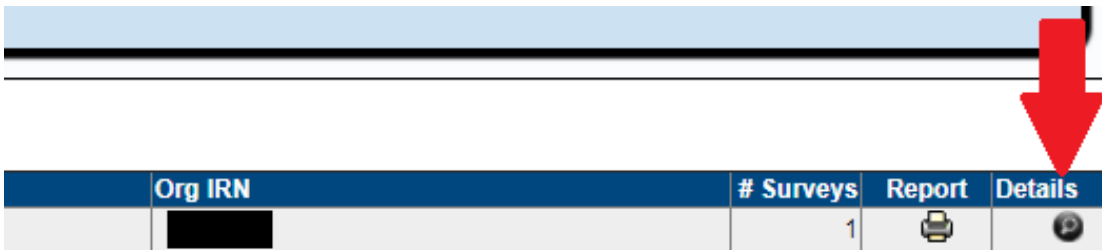


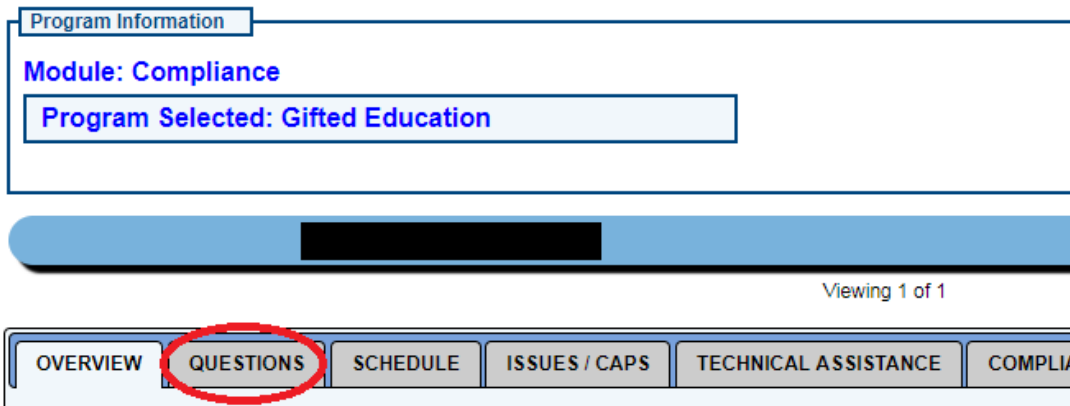
Directions for Accessing and Submitting the District Gifted Identification Plan in SAFE:

1. Log in to your SAFE account and enter the Compliance Web Application.
2. Once in the Compliance Module, select the Gifted Education program.
3. Make sure the program period is Compliance – Gifted FY 2017 and that your organization is selected. You can search for your organization by typing in the IRN or district name.
4. From the Compliance Search Page, find the column titled “Details” on the right-hand side of the screen. Click on the magnifying glass to enter.



Org IRN	# Surveys	Report	Details
[REDACTED]	1		

5. From this page, click on the tab labeled “Questions.”



Program Information

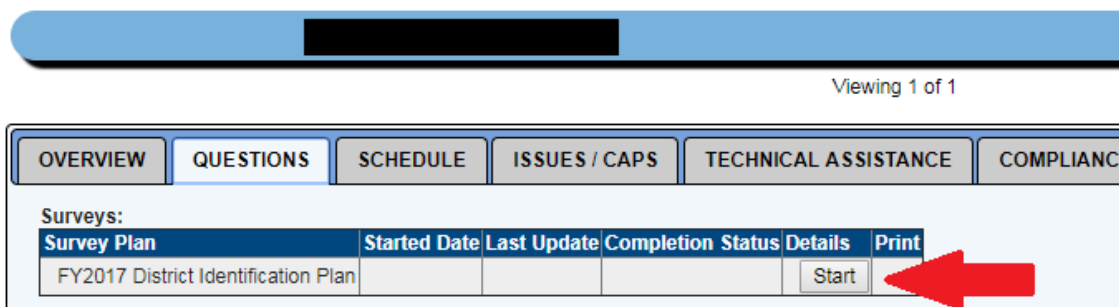
Module: Compliance

Program Selected: Gifted Education

Viewing 1 of 1

OVERVIEW **QUESTIONS** SCHEDULE ISSUES / CAPS TECHNICAL ASSISTANCE COMPLIA

6. Click on the Start button in the row for the FY17 District Identification Plan. You must completely answer each question. The district must indicate a minimum of two tests for Superior Cognitive Ability, two tests covering each area of Specific Academic Ability, two cognitive tests for Creative Thinking Ability, and either one checklist or one test of creative abilities and one checklist and one performance evaluation rubric for each area of Visual and Performing Arts Ability. When all questions are answered, click on Complete to submit the District Identification Plan.



Viewing 1 of 1

OVERVIEW QUESTIONS SCHEDULE ISSUES / CAPS TECHNICAL ASSISTANCE COMPLIANCE

Surveys:

Survey Plan	Started Date	Last Update	Completion Status	Details	Print
FY2017 District Identification Plan				Start	