



Demand Ordering Webinar

Natasha Ewing

Office for Child Nutrition · Jan. 15, 2015




What is Demand Ordering?






Process to
pre-order
commodity food
items before the
school year

Objectives of Demand Ordering

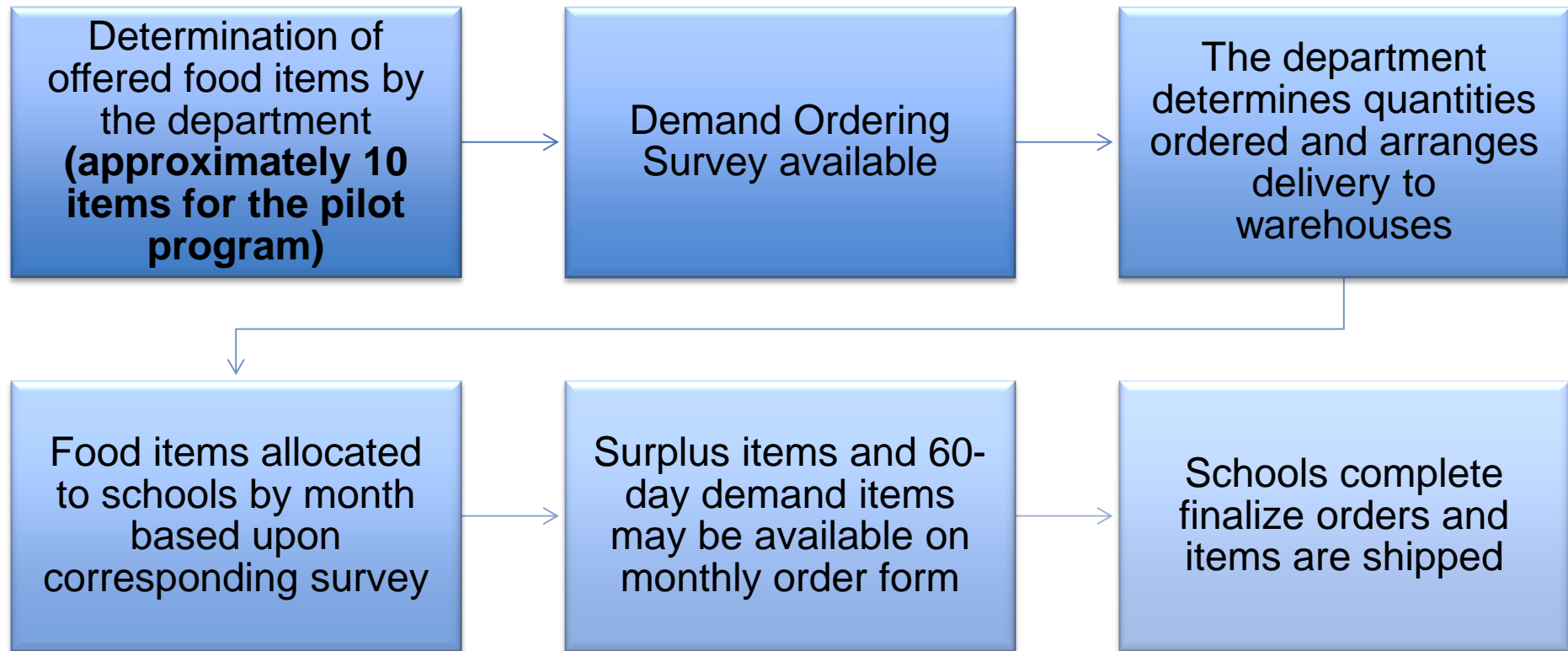


Maximize
Entitlement



Minimize
Inventory

Demand Ordering Process



Demand Ordering Timeline

December 2014

Determine commodity items that will be demand ordered for the 2015-2016 school year



January 2015

Set up the Demand Order Survey and make available to the sponsors



February 15, 2015

Close the Demand Order Surveys and begin the order planning phase

Demand Ordering Timeline

March 1, 2015 through April 30, 2015

Place orders to the United States Department of Agriculture for brown box items and raw commodities to be shipped to food processors



July 10, 2015

Open the order form for August 2015

Planning Tool: Demand Ordering Report

Demand Ordering Report

Ohio Department of Education
Food Distribution Program

Agency: XYZ-000012
Commodity Group: All Groups
Commodity: All Commodities

Program Year: 2014 - 2015
Program: NSLP

| Item Number | Description | USDA Value Per Unit | Jul | Aug | Sep | Oct | Nov | Dec | Jan | Feb | Mar | Apr | May | Jun | Total Units Received | Total USDA Value |
|---------------------------------------|-------------------------------------|---------------------|-----|-----|-----|-----|-----|-----|-----|-----|-----|-----|-----|-----|----------------------|------------------|
| P852 | Ravioli Cheese Whole Grain | \$10.78 | 0 | 0 | 7 | 0 | 0 | 0 | 0 | 0 | 0 | 0 | 0 | 0 | 7 | \$75.32 |
| 101031 | Rice Brn US#1 Long Parboiled 25# | \$9.45 | 0 | 8 | 1 | 0 | 0 | 0 | 0 | 0 | 0 | 0 | 0 | 0 | 9 | \$85.05 |
| 100434 | Rotini Whole Grain 20 | \$7.78 | 0 | 4 | 0 | 0 | 0 | 0 | 0 | 0 | 0 | 0 | 0 | 0 | 4 | \$31.04 |
| 100330 | Salsa Canned | \$19.88 | 0 | 3 | 1 | 0 | 0 | 0 | 0 | 0 | 0 | 0 | 0 | 0 | 4 | \$79.44 |
| 100427 | Spaghetti Whole Grain 20 | \$8.71 | 0 | 0 | 1 | 0 | 0 | 0 | 0 | 0 | 0 | 0 | 0 | 0 | 1 | \$8.71 |
| 100256 | Strawberry Cups | \$38.25 | 0 | 4 | 12 | 0 | 0 | 0 | 0 | 0 | 0 | 0 | 0 | 0 | 16 | \$680.00 |
| 110394 | Tortilla, Whole Grain, Frozen, 27lb | \$17.20 | 0 | 7 | 2 | 0 | 0 | 0 | 0 | 0 | 0 | 0 | 0 | 0 | 9 | \$154.80 |
| P845 | Turnovers Apple I/W WG 3.95oz. | \$8.18 | 0 | 0 | 1 | 0 | 0 | 0 | 0 | 0 | 0 | 0 | 0 | 0 | 1 | \$8.18 |
| P880 | WGR Berry Apple Crisp Nutrition Bar | \$0.89 | 0 | 0 | 2 | 0 | 0 | 0 | 0 | 0 | 0 | 0 | 0 | 0 | 2 | \$1.78 |
| P877 | WGR Cinnamon Crisp Nutrition Bars | \$0.70 | 0 | 0 | 1 | 0 | 0 | 0 | 0 | 0 | 0 | 0 | 0 | 0 | 1 | \$0.70 |
| P878 | WGR Cocoa Raisin Nutrition Bars | \$2.11 | 0 | 0 | 5 | 0 | 0 | 0 | 0 | 0 | 0 | 0 | 0 | 0 | 5 | \$10.55 |
| Total Units Received by Month: | | | 0 | 188 | 522 | 0 | 0 | 0 | 0 | 0 | 0 | 0 | 0 | 0 | 888 | \$18,952.58 |

10/31/2014

Page 3

Planning Tool: Demand Ordering Report

Demand Ordering Report

Agency: XYZ-000012

Commodity Group: All Groups

Commodity: All Commodities

| Item Number | Description | USDA Value Per Unit | Jul | Aug | Sep | Oct | Nov | Total Units Received | Total USDA Value |
|---------------------------------------|-------------------------------------|---------------------|-----|-----|-----|-----|-----|----------------------|------------------|
| P852 | Ravioli Cheese Whole Grain | \$10.78 | 0 | 0 | 7 | 0 | 0 | 7 | \$75.32 |
| 101031 | Rice Brn US#1 Long Parboiled 25# | \$9.45 | 0 | 8 | 1 | 0 | 0 | 9 | \$85.05 |
| 100434 | Rotini Whole Grain 20 | \$7.76 | 0 | 4 | 0 | 0 | 0 | 4 | \$31.04 |
| 100330 | Salsa Canned | \$19.88 | 0 | 3 | 1 | 0 | 0 | 4 | \$79.44 |
| 100427 | Spaghetti Whole Grain 20 | \$8.71 | 0 | 0 | 1 | 0 | 0 | 1 | \$8.71 |
| 100258 | Strawberry Cups | \$36.25 | 0 | 4 | 12 | 0 | 0 | 16 | \$580.00 |
| 110394 | Tortilla, Whole Grain, Frozen, 27lb | \$17.20 | 0 | 7 | 2 | 0 | 0 | 9 | \$154.80 |
| P845 | Turnovers Apple I/W WG 3.95oz. | \$8.16 | 0 | 0 | 1 | 0 | 0 | 1 | \$8.16 |
| P880 | WGR Berry Apple Crisp Nutrition Bar | \$0.89 | 0 | 0 | 2 | 0 | 0 | 2 | \$1.78 |
| P877 | WGR Cinnamon Crisp Nutrition Bars | \$0.70 | 0 | 0 | 1 | 0 | 0 | 1 | \$0.70 |
| P878 | WGR Cocoa Raisin Nutrition Bars | \$2.11 | 0 | 0 | 5 | 0 | 0 | 5 | \$10.55 |
| Total Units Received by Month: | | | 0 | 168 | 522 | 0 | 0 | 688 | \$16,952.58 |

10/31/2014

Page 3

CATS.NET Sponsor User's Guide for Demand Ordering

November 2014

Sponsor User's Guide for Demand Ordering

To access the complete guide, search "CATS" on the department's website or click [here](#).

Welcome to the Commodity Allocation Tracking System



Welcome to the CATS.NET Production website

Last Updated: 01/05/2015

Demand Ordering - Friday, January 9, 2015: Demand ordering is the process of schools pre-ordering commodity items prior to the beginning of a school year so that the State may plan and place orders in advance to the United States Department of Agriculture and food processors without over ordering. Register for this webinar in CRRS.

Using CATS.NET - Friday, January 16, 2015 or Monday, January 26, 2015: Training to assist in understanding the School Food Authority component of the Commodity Allocation Tracking System (CATS). Register for this webinar in CRRS.

Click on the following link to view the Commodity School Memo - [2014-2015 Commodity School Memo](#)

Complaint Form

- To view the CATS.NET Complaint Form please click here: [Commodity Foods Complaint Form](#)- Please email completed form to commodityfoods@education.ohio.gov or fax ATTN: Commodity Foods at 614-466-8505.

Sponsor Guide

- To view the CATS.NET Sponsor Guide please click here: [CATS 12 Sponsor User's Guide](#).

SFSP Sponsor Guide

- To view the CATS.NET SFSP Sponsor Guide please click here: [2014 SFSP CATS Sponsor User Guide](#).

General Information

Demand Ordering Live Overview

Office for Child Nutrition Commodity Food Program

Phone: (855) 338-2666 or
(877) 644-6338

Fax: (614) 466-8505

commodityfoods@education.ohio.gov

education.ohio.gov