

**2021-2022 School Year
Graduation Component – Technical Documentation
Traditional District and School Report Cards**

Introduction

The Graduation Component is a measure of the four-year adjusted cohort graduation rate and the five-year adjusted cohort graduation rate. A weighted graduation rate is calculated using the weights established in [state law](#) so that the four-year graduation rate contributes 60% toward the component rating, and the five-year graduation rate contributes 40% toward the component rating.

Table of Contents

Introduction.....1

Overview of Component and Measures.....2

 Four-Year Adjusted Cohort Graduation Rate2

 Five-Year Adjusted Cohort Graduation Rate2

Definitions3

Data Elements4

Business Rules for Both Measures4

 Inclusion Criteria.....5

 Cohort Placement.....6

Four-Year Adjusted Cohort Graduation Rate Measure7

 Four-Year Graduation Adjusted Cohort – Denominator of Rate Calculation.....7

 Four-Year Graduates – Numerator of Rate Calculation8

 Four-Year Graduation Rate – Calculation.....8

 Calculation Visual8

 Data Sources for Four-Year Graduation Rate.....8

Five-Year Adjusted Cohort Graduation Rate Measure9

 Five-Year Graduation Adjusted Cohort – Denominator of Rate Calculation.....9

 Five-Year Graduates – Numerator of Rate Calculation 10

 Five-Year Graduation Rate – Calculation..... 10

 Calculation Visual 10

 Data Sources for Five-Year Graduation Rate..... 10

Graduation Component Rating and Descriptions 11

**2021-2022 School Year
Graduation Component – Technical Documentation
Traditional District and School Report Cards**

Overview of Component and Measures

This section includes descriptions of each measure within the Graduation Component. References to Ohio Revised Code (*ORC – state law*) and Ohio Administrative Code (*OAC - rule*) are included. Additional details on the calculation and reporting codes are included in the calculation and business rule section of this document.

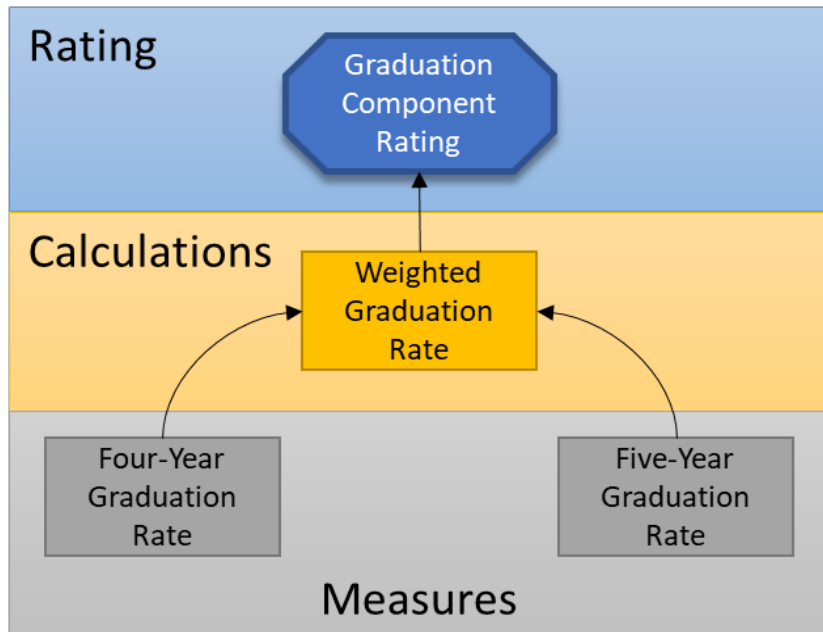
Four-Year Adjusted Cohort Graduation Rate

The four-year adjusted cohort graduation rate ([ORC 3302.01\(G\)](#)) is calculated by dividing the number of students who graduate in four years or less with a regular or honors diploma by the number of students who form the final adjusted cohort for the graduating class. *More details of this calculation can be found in the following sections of this document.*

Five-Year Adjusted Cohort Graduation Rate

The five-year adjusted cohort graduation rate ([ORC 3302.01\(G\)](#)) is calculated by dividing the number of students who graduate in five years or less with a regular or honors diploma by the number of students who form the final adjusted cohort for the graduating class. *More details of this calculation can be found in the following sections of this document.*

The resulting graduation rates are multiplied by the weights established in state law ([ORC 3302.03](#)) to create a weighted graduation rate as defined in state rule ([OAC 3301-28-05](#)). The weighted graduation rate is the value used to determine the Graduation Component rating.



2021-2022 School Year Graduation Component – Technical Documentation Traditional District and School Report Cards

Definitions

This section describes several groups of students that will be referred to later in the document. The definitions below are specific to the 2022 report card which will capture the four-year graduation rate for the Class of 2021, and the five-year graduation rate for the Class of 2020. Additional references for EMIS Reporting Codes can be found in the [EMIS Manual](#).

2021 Cohort: First time ninth graders in FY2018. *STATE EQUIVALENT GRADE OF 09 REPORTED IN FY18 OR FISCAL YEAR THAT STUDENT BEGAN NINTH GRADE ELEMENT=2018. SEE SECTION ON COHORT PLACEMENT.*

2020 Cohort: First time ninth graders in FY2017. *STATE EQUIVALENT GRADE OF 09 REPORTED IN FY17 OR FISCAL YEAR THAT STUDENT BEGAN NINTH GRADE ELEMENT=2017. SEE SECTION ON COHORT PLACEMENT.*

2021 Cohort Graduates: These are students in the 2021 Graduating Cohort who are reported during or before the FY2021 G (“graduate”) reporting period with a *DIPLOMA DATE* and a *DIPLOMA TYPE OF ‘1’ (REGULAR DIPLOMA)*, or ‘2’ (*DIPLOMA WITH HONORS*) (including summer graduates).

2020 Cohort Graduates: These are students in the 2020 Graduating Cohort who are reported during or before the FY2021 G (“graduate”) reporting period with a *DIPLOMA DATE* and a *DIPLOMA TYPE ‘1’ (REGULAR DIPLOMA)*, or ‘2’ (*DIPLOMA WITH HONORS*) (including summer graduates).

High School Dropouts: Are the number of dropouts (*WITHDRAWAL REASON = ‘71’, ‘72’, ‘73’, ‘74’, ‘75’, ‘76’, ‘77’, ‘78’, ‘79’*).

Students Reported in Error: Are the number of students (*WITHDRAWAL REASON = ‘81’*) reported in error by the school or district.

Non-graduates: Are students who remain in school and do not graduate prior to the summer cutoff date for any reason including, but not limited to, lack of credits, failure to pass a required course, failure to pass required tests, regular education students enrolled in a program that takes longer than four (or five) years to complete and special education students who remain in high school per their IEP.

Summer Cutoff Date: To count as a summer graduate, students must earn their diplomas, at least one day **before** the date when a majority (more than 50%) of the buildings in a district have students in session for the next school year using their calendars. Students who graduate on or before the cutoff date are counted as graduates in the current school year. Students who graduate after this date are counted as graduates in the next school year.

Transfers In: These are students who transfer to an Ohio public school sometime during their high school years (Grades 9-12). When a student enters the public school system for the first time, grade placement is a local decision and students are placed in the appropriate cohort based on the **Fiscal Year that Student Began Ninth Grade** element reported in the year they transfer. Note that if a student transfers in after the first Friday in October, **their State Equivalent Grade** will be used, and they will be assigned a cohort based on the grade reported in the following year.

Reinstated Transfers: Are students reported as transferring to another Ohio Public School (*WITHDRAWAL REASON = ‘41’*) who subsequently are not reported as being admitted to any receiving public district. These students remain in the cohort of the district from which they withdrew.

**2021-2022 School Year
Graduation Component – Technical Documentation
Traditional District and School Report Cards**

Transfers Out: Are students reported with a withdrawal code (WITHDRAWAL REASON = ‘40’, ‘41’, ‘42’, ‘43’, ‘45’, ‘46’) that indicates that the student transferred to some other school and is continuing with his or her education. Withdrawal Reasons can be found in the Withdrawal Reason Element (FS100) of the Student Standing Record (section 2.4) of the [EMIS manual](#). The Department also removes students who become deceased (WITHDRAWAL REASON = ‘52’) from the calculation. Homeschooled students who are not graduating from the district can be removed from the calculation using WITHDRAWAL REASON = ‘43’. Note that students coded with a transfer code of ‘41’ must be picked up by another school or district to be removed from the withdrawing entity’s graduation rate. Students who are not reported by some other public school or district become “reinstated transfers,” which is defined above.

Data Elements

<i>FISCAL YEAR THAT STUDENT BEGAN NINTH GRADE ELEMENT</i>	<i>DIPLOMA DATE</i>
<i>STUDENT PERCENT OF TIME</i>	<i>DIPLOMA TYPE</i>
<i>HOW RECEIVED AND SENT REASON ELEMENTS</i>	<i>EFFECTIVE END DATE</i>
<i>ATTENDING BUILDING IRN ELEMENT</i>	<i>WITHDRAWAL REASON</i>
<i>SENT TO PERCENT OF TIME ELEMENT</i>	<i>ADMISSION DATE</i>
	<i>PROGRAM CODE</i>

Business Rules for Both Measures

Several business rules apply to both the four- and five-year adjusted cohort graduation rates. Business rules that apply to only one of the measures will be detailed in the sections below specific to the four-year graduation rate and five-year graduation rate.

- 1) The graduation rates on the report card always are lagged by one year to include summer graduates. To be considered a ‘summer graduate’, and not a graduate in the next school year, a student must have a diploma date reported that is at least one day **before** the date when a majority of the district’s schools (more than 50%) are serving students for the following school year using the students’ calendars. This cutoff date is used to determine the school year that the student graduates.
 - a. For example: For the students in the 2021 cohort who graduated in the summer of 2021, the cutoff date is the day **before** a majority (more than 50%) of district’s schools are serving students for the 2021-2022 school year based on the students’ calendars. A student who graduates on or before the cutoff date is considered a 2021 graduate, while a student who graduates after the cutoff date is considered a 2022 graduate. Note that each district sets its calendar locally, so the cutoff dates will vary based on when each district “opens” its schools for the 2021-2022 school year.

- 2) The full academic year criterion **does not** apply to the graduation rate. Students are assigned to the **last** school and district where they are enrolled.

2021-2022 School Year
Graduation Component – Technical Documentation
Traditional District and School Report Cards

- 3) If a district has only one high school, the graduation rate for the high school may not be equal to the graduation rate for the district because some students may count in calculations only at the district level. Additional detail can be found in the “Where Kids Count Accountability Documentation” available on the [Resources and Technical Document](#) webpage.
- 4) Graduation rates are calculated for any school with grade 12 that offers a high school diploma, regardless of whether the school serves any other grades.
- 5) The graduation rate formula is consistent with the U.S. Department of Education’s December 2008 guidance document regarding the adjusted cohort longitudinal graduation rate.
- 6) High school students with an IEP that do not graduate by the end of their 4th year are identified in two different ways. Students that meet the requirements for graduation but defer their diplomas to continue receiving educational services are coded as "Grade 23". Students that do not meet graduation requirements and continue to work towards meeting them are coded as a grade other than 23. Both groups of students count as nongraduates within the graduation rate calculation.
- 7) Students that are homeschooled and attending the district part time are treated like other public school students and will be included in the graduation rate if they meet the other inclusion criteria. If the student does not intend to graduate from the district, they should be reported with a withdrawal code of ‘43’ to indicate that they transferred back to home schooling and will then be considered a “Transfer Out” in the calculation.

Inclusion Criteria

The business rules below outline when a district or school will be held accountable for groups of students.

- Students reported with a How Received Element = “*”, “3”, “7”, “8”, “9”, “A”, “C”, “D”, “G”, “J”, “K”, “M”, “R”, “S”, “W”, and “Y”; **AND** Student Percent of Time > 0.

OR

- Contract vocational students, resident students attending an ESC, JVS or a post-secondary institution and students attending an MR/DD program or a State School Program [Sent Reason Element of ‘CT’, ‘JV,’ ‘PS’, ‘MR’, ‘OS’ ‘CR’, ‘NP’, ‘PI’, ‘SE’]

AND

- Students reported with a How Received of “B” count to the resident **district’s** rate only; (“B” = Non-resident student attending a special education program)

AND

- Students reported with a How Received = “K”, the student counts at the STEM school but for district accountability, the student is moved from the STEM school to the student’s resident district for independent STEM schools or to the educating district for STEM schools operated by a traditional school district.

**2021-2022 School Year
Graduation Component – Technical Documentation
Traditional District and School Report Cards**

AND

- Students reported with a How Received of “P”, “Q” or “T” the accountability is set to the state

AND

- Tuition Type Element = “D” and “T”

Cohort Placement

The denominator for the four-year adjusted cohort graduation rate and the five-year adjusted cohort graduation rate are the four-year adjusted cohort and five-year adjusted cohort. This section describes how students are assigned to a graduation cohort.

Students are placed in the appropriate graduation cohort based on the grade level reported in the first year that they are reported in any public school with a grade of nine (9) or higher. Cohort placement (also called Graduating Class placement) is done in early October of each school year to comply with federal reporting requirements. Students who enroll in an Ohio public school after the October deadline are assigned to their graduating class the following year. For example, if a student enrolls as a ninth grader on November 1, they will not be assigned to that year’s ninth grade cohort. Instead, they will be assigned to a graduating class based on the grade level reported at the beginning of the following school year. If this student is advancing through high school at a normal pace, they will be reported with a grade of 10 in September of the following year and will be placed in the same graduating class as they otherwise would have been if they had come into the Ohio public school earlier in their 9th grade year.

The calculation uses two different elements, **State Equivalent Grade Level** and **Fiscal Year that Student Began Ninth Grade**, to assign students to their correct graduating class. For students who were enrolled in an Ohio public school in the year prior to when the cohort assignment is made, the calculation uses the **State Equivalent Grade Level** element to place the student in the correct graduating class. For example, a student with a **State Equivalent Grade Level** of 08 in the prior school year and 09 in the current school year will be placed in the cohort that is expected to graduate four years from the year when these data are reported, and that **State Equivalent Grade Level code** of 09 will be used to drive that cohort assignment.

On the other hand, if a student was not reported by any Ohio public school in the year prior to when the assignment is made, the **Fiscal Year that Student Began Ninth Grade** is used. The table below shows the graduating class to which students are assigned based on the year the district reports that the student began ninth grade. Note that in each case, the year reporting in the element reflects the **end** of each school year, not the beginning. In other words, a district would use “2017” to report that a student began 9th grade in the 2016-2017 school year, which starts in the fall of 2016 and ends in the spring of 2017. Once a student is assigned to a graduation cohort, the cohort will not change regardless of the situation.

FISCAL YEAR STARTED NINTH GRADE ELEMENT	GRADUATING CLASS
2017	2020
2018	2021
2019	2022

**2021-2022 School Year
Graduation Component – Technical Documentation
Traditional District and School Report Cards**

2020	2023
2021	2024
2022	2025
2023	2026
2024	2027
2025	2028

Four-Year Adjusted Cohort Graduation Rate Measure

The four-year adjusted cohort graduation rate is calculated by dividing the number of students who graduate in four years or less with a regular or honors diploma by the number of students who form the *final adjusted cohort* for the graduating class. As stated previously, to include summer graduates in the graduation rate calculation, the four-year graduation rate is lagged by one year so the rate on the 2022 report card represents the four-year rate for the graduating class of 2021. The *final adjusted cohort* for the four-year graduation rate includes students who are identified as first-time ninth graders four years earlier (FY 2018) and is adjusted by:

- Adding any students who transfer into the cohort either later in the ninth grade or sometime in any of the next three years; and
- Subtracting any students who transfer out, emigrate to another country, or die during that same period. *Note that students reported as transferring to another Ohio public school by a sending district must be reported as having been admitted to a receiving public district or the student will be returned to the sending district’s cohort. In this document, these students are referred to as “reinstated transfers.”*

Four-Year Graduation Adjusted Cohort – Denominator of Rate Calculation

This is the denominator for the graduation rate, which includes:

- **2021 Cohort Graduates** and
- **Students in the 2021 Cohort** who meet the definition for
 - **“Transfers In”** reported during the 2017-2018 through 2020-2021 school year
 - **or “High School Dropouts”** reported during the 2017-2018 through 2020-2021 school year
 - **or “Students Reported in Error”** reported during the 2017-2018 through 2020-2021 school year
 - **or “Non graduates”** as of the beginning of the 2021-2022 school year
 - **or “Reinstated Transfers”** who were reported as transferring to another Ohio school or district in 2017-18 through 2020-2021 but never enrolled before the end of the 2020-2021 school year

Students in the **2021 cohort** who meet the definition for **“Transfers Out”** anytime during the 2017-2018 through 2020-2021 school year are removed from the denominator.

**2021-2022 School Year
Graduation Component – Technical Documentation
Traditional District and School Report Cards**

Data Source: Reported by the district through EMIS in FY2018 any reporting period; FY2019 any reporting period; FY2020 any reporting period; FY2021 any reporting period; Graduate G for FY2021 or earlier and FY2022 first reporting period.

Four-Year Graduates – Numerator of Rate Calculation

The numerator for the four-year graduation rate includes students who meet the definition for **2021 Cohort Graduates** by earning a regular or honors diploma sometime before the cutoff date for the 2021-2022 school year.

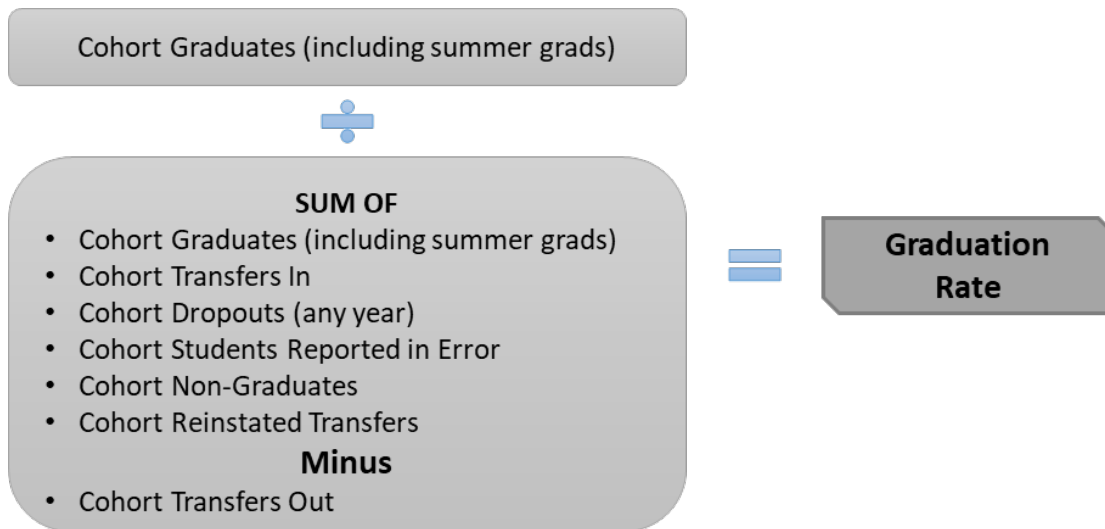
Data Source: Reported by the district through EMIS in FY2021 Period G or earlier.

Four-Year Graduation Rate – Calculation

The four-year graduation rate calculation, using the numerator and denominator as described above, is the percentage of students in the 2021 cohort that received a regular or honors diploma during or before the end of the 2020-2021 school year (including summer 2021 graduates).

Calculation Visual

The Four-Year Graduation Rate is calculated using the following formula for the 2021 Cohort (FY 2018-2021).



Data Sources for Four-Year Graduation Rate

FOUR YEAR GRADUATION RATE (2021 COHORT)	REPORTED DURING	SCHOOL YEAR DROPOUTS	SUMMER DROPOUTS
FY2018 9 th Graders or FY9 element = 2018	FY2018 any reporting period	FY 2018 in any reporting period	FY 2019 in first reporting period

**2021-2022 School Year
Graduation Component – Technical Documentation
Traditional District and School Report Cards**

FY2019 10 th Graders or FY9 element = 2018	FY2019 in any reporting period	FY2019 in any reporting period	FY2020 in first reporting period
FY2020 11 th Graders or FY9 element = 2018	FY2020 in any reporting period	FY2020 in any reporting period	FY2021 in first reporting period
FY2021 12 th Graders or FY9 element = 2018	FY2021 in any reporting period	FY2021 in any reporting period	FY2022 in first reporting period

Five-Year Adjusted Cohort Graduation Rate Measure

The five-year adjusted cohort graduation rate is calculated by dividing the number of students who graduate in five years or less with a regular or honors diploma by the number of students who form the *final adjusted cohort* for the graduating class. As previously stated, to include summer graduates in the graduation rate calculation, the five-year graduation rate is lagged by one year so the rate on the 2022 report card represents the students who graduated on or before the summer of 2021 but were originally part of the **2020 Graduation Cohort**. This *final adjusted cohort* for the five-year graduation rate includes students who are identified as first-time ninth graders five years earlier (FY 2017) and is adjusted by:

- Adding any students who transfer into the cohort either later in the ninth grade or sometime in any of the next four years; and
- Subtracting any students who transfer out, emigrate to another country, or die during that same period. *Note that students reported as transferring to another Ohio public school by a sending district must be reported as having been admitted to a receiving public district or the student will be returned to the sending district’s cohort. In this document, these students are referred to as “reinstated transfers.”*

Five-Year Graduation Adjusted Cohort – Denominator of Rate Calculation

The denominator for the graduation rate, which includes the:

- **2020 Cohort Graduates** and
- **Students in the 2020 Cohort** who meet the definition for
 - “**Transfers In**” reported during the 2016-2017 through 2020-2021 school year
 - or “**High School Dropouts**” reported during the 2016-2017 through 2020-2021 school year
 - or “**Students Reported in Error**” reported during the 2016-2017 through 2020-2021 school year
 - or “**Non-graduates**” as of the beginning of the 2021-2022 school year
 - or “**Reinstated Transfers**” who were reported as transferring to another Ohio school or district in 2016-17 through 2020-2021 but never enrolled before the end of the 2020-2021 school year

Students in the **2020 cohort** who meet the definition for “**Transfers Out**” anytime during the 2016-2017 through 2020-2021 school year are removed from the denominator.

**2021-2022 School Year
Graduation Component – Technical Documentation
Traditional District and School Report Cards**

Data Source:

Reported by the district through EMIS in FY2017 any reporting period; FY2018 any reporting period; FY2019 any reporting period; FY2020 any reporting period; FY2021 any reporting period; Graduate G for FY2021 or earlier and FY2022 first reporting period.

Five-Year Graduates – Numerator of Rate Calculation

The numerator for the five-year graduation rate includes students who meet the definition for **2020 Cohort Graduates** by earning a regular or honors diploma sometime before the cutoff date for the 2021-2022 school year.

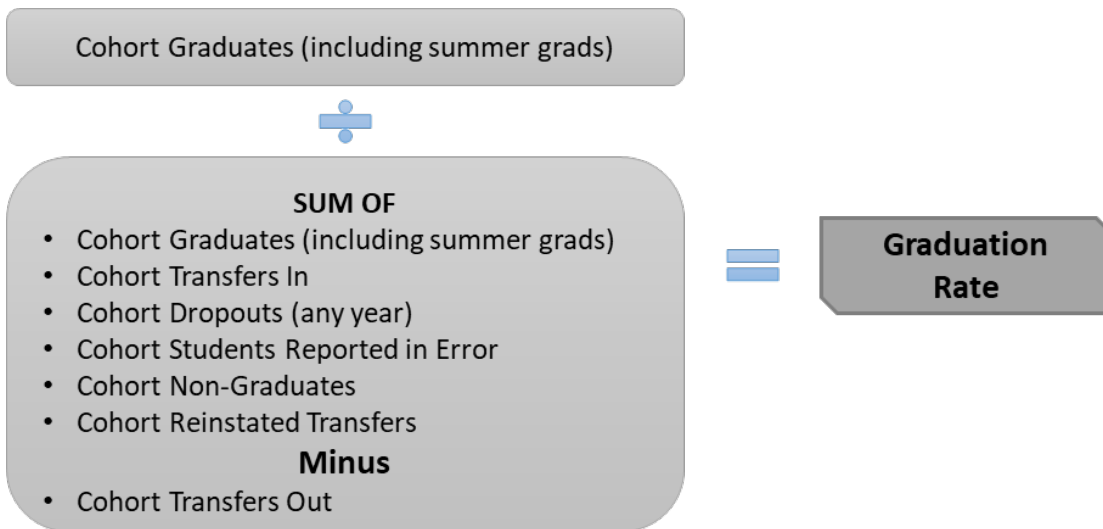
Data Source: Reported by the district through EMIS in FY2021 Period G or earlier.

Five-Year Graduation Rate – Calculation

The five-year graduation rate calculation, using the numerator and denominator as described above, is the percentage of students in the 2020 cohort that received a regular or honors diploma during or before the end of the 2020-21 school year (including summer 2021 graduates).

Calculation Visual

The Five-year Graduation Rate is calculated using the following formula for the 2020 Cohort (FY 2017-2021):



Data Sources for Five-Year Graduation Rate

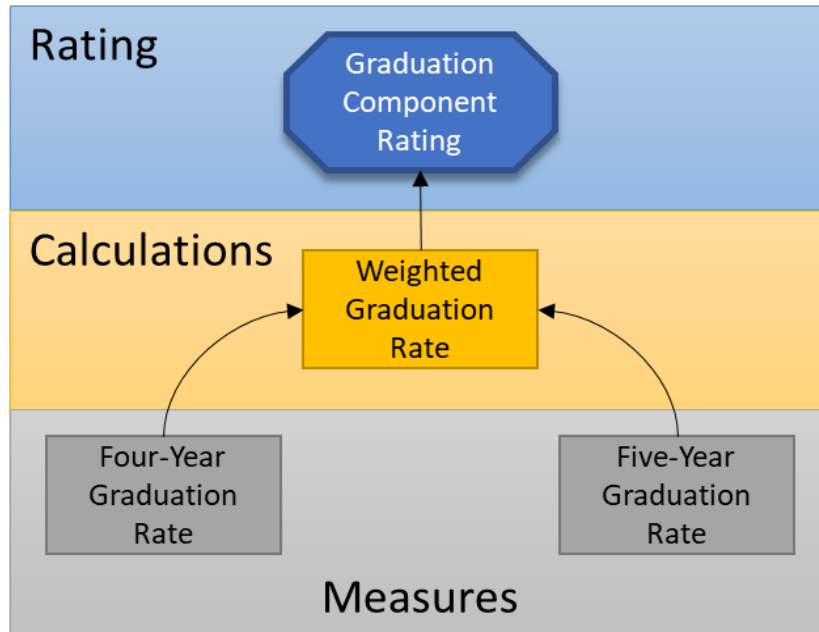
FIVE YEAR GRADUATION RATE (2020 COHORT)	REPORTED DURING	SCHOOL YEAR DROPOUTS	SUMMER DROPOUTS
FY2017 9 th Graders or FY9 element = 2017	FY2017 in any reporting period	FY2017 in any reporting period	FY 2018 in first reporting period
FY2018 10 th Graders or FY9 element = 2017	FY2018 in any reporting period	FY2018 in any reporting period	FY2019 in first reporting period

**2021-2022 School Year
Graduation Component – Technical Documentation
Traditional District and School Report Cards**

FY2019 11 th Graders or FY9 element = 2017	FY2019 in any reporting period	FY2019 in any reporting period	FY2020 in first reporting period
FY2020 12 th Graders or FY9 element = 2017	FY2020 in any reporting period	FY2020 in any reporting period	FY2021 in first reporting period
FY9 element = 2017	FY2021 in any reporting period	FY2021 in any reporting period	FY2022 in first reporting period

Graduation Component Rating and Descriptions

After both the four- year and five-year adjusted cohort graduation rates are calculated, they are weighted to create a weighted overall graduation rate that is used to assign a rating to the Graduation Component. The four- year graduation rate is weighted at 60% of the overall graduation rate and the five-year graduation rate is weighted at 40% of the overall graduation rate.



GRADUATION COMPONENT RATING		
Weighted Graduation Rate	Rating	Rating Description
Greater than or equal to 96.5%	5 Stars	Significantly exceeds state standards in graduation rates
Greater than or equal to 93.5% but less than 96.5%	4 Stars	Exceeds state standards in graduation rates
Greater than or equal to 90% but less than 93.5%	3 Stars	Meets state standards in graduation rates
Greater than or equal to 84% but less than 90%	2 Stars	Needs support to meet state standards in graduation rates

**2021-2022 School Year
Graduation Component – Technical Documentation
Traditional District and School Report Cards**

Less than 84%	1 Star	Needs significant support to meet state standards in graduation rates
---------------	--------	--