

# PLEASE NOTE

This presentation is being provided for informational purposes only.

The information in this presentation may have changed since it was created.

This presentation is not meant to provide detailed reporting instructions and is not a replacement for the EMIS Manual, Report Explanations, or other documentation provided by the Ohio Department of Education and Workforce.





**THE HEART  
OF IT ALL™**

**Ohio.org**



**Department of  
Education &  
Workforce**

# EMIS FOCUSED TRAINING – GIFTED

December 2023

**STACY HURTT**

**KELLI RINEHART**

Data Administration Managers

Office of Data Quality and Governance

## Topics

- Requirements, 5
- Data Reporting, 9
- Data Review – Data Collector, 16
- Data Review – Secure Data Center (SDC), 29
- Resources, 41

# THE USUAL REMINDERS

- Manual sections posted after this training prevail in a conflict between this presentation and the EMIS Manual
- Some questions may be deferred to helpdesk
- Hierarchy of support
  - EMIS Manual
  - EMIS Coordinator
  - ITC
  - Helpdesk

# REQUIREMENTS

# REPORTING

- Traditional districts, community schools, and STEM districts must report a Student Gifted Education (GG) Record for each student K-12
  - Even if not screened, assessed, identified, or served
- Reportable in all student collections
- JVSs do not report
- Educating entity reports in shared student situations

# TRADITIONAL DISTRICTS

- Required to screen, assess, and identify annually
- Not required to serve
- Once identified, always identified
  - Must report identification from prior entity



# COMMUNITY SCHOOLS AND STEM DISTRICTS

- May screen, assess, identify, or serve
  - Not required
- If the school *does* screen, assess, identify, or serve
  - Must report
- If the school *does not* screen, assess, identify, or serve
  - Must report identification from prior entity

# DATA REPORTING

# REPORT AS SCREENED

- If given an approved assessment as part of whole-grade testing
- If nominated or referred
- If screened independently and scores provided by parent
- Gifted Screening elements
  - Superior Cognitive Ability (GG060)
  - Mathematics (GG070)
  - Science (GG080)
  - Reading/Writing (GG090)
  - Social Studies (GG100)
  - Creative Thinking Ability (GG110)
  - Visual/Performing Arts (GG120)

<https://education.ohio.gov/Topics/List-of-Approved-Assessments>

# REPORT AS ASSESSED

- If additional testing is given to determine giftedness when screening results are inconclusive
  - Usually, same year as screening
- Gifted Assessment elements
  - Superior Cognitive Ability (GG130)
  - Mathematics (GG140)
  - Science (GG150)
  - Reading/Writing (GG160)
  - Social Studies (GG170)
  - Creative Thinking Ability (GG180)
  - Visual/Performing Arts (GG190)

<https://education.ohio.gov/Topics/List-of-Approved-Assessments>

# REPORT AS IDENTIFIED

- If statutory identification threshold met
- If identified at prior entity
- Using original Gifted Identification Date (GG430-GG490)
- By Mar. 31, 2024, to be included in current year report card
- Gifted Identification elements
  - Superior Cognitive Ability (GG430)
  - Mathematics (GG440)
  - Science (GG450)
  - Reading/Writing (GG460)
  - Social Studies (GG470)
  - Creative Thinking Ability (GG480)
  - Visual/Performing Arts (GG490)

# ODDEX HISTORY – IDENTIFIED

- Tool for new district to see if a newly enrolling student was reported as identified at a prior district
- Located in Additional Data table

Additional Data as reported by [redacted] - Year 2024 – Based on final FS/FD records									
Attending Org IRN	Grade	Disadvantagemen	Eligibility	Gifted ID	Military Identifier	Reading Diagnostic	Excused Absence	Unexcused Absence	Reference Date
[redacted]	08	N/A	N	YYNYYNYY			0.00	0.00	Current

Flag Order:

- Superior Cognitive
- Math
- Science
- Reading/Writing
- Social Studies
- Creative Thinking
- Visual/Performing Arts

# REPORT AS SERVED – VIA COURSES

- Student Population (CN340) option
  - GA = Gifted education In Arts Delivered By Trained Arts Instructor K-12
  - GE = Gifted Education K-12
- Gifted education credential required for GE courses
  - Position Code (CK060) = 230
  - Assignment Area (CK220) = 999380
- Gifted Served elements
  - Superior Cognitive Ability (GG510)
  - Mathematics (GG520)
  - Science (GG530)
  - Reading/Writing (GG540)
  - Social Studies (GG550)
  - Creative Thinking Ability (GG560)
  - Visual/Performing Arts (GG570)

# REPORT AS SERVED – VIA SERVICES

- Student Program (GQ) Record reported by entity providing services
- 206xxx range with Employee ID
  - Provided by gifted intervention specialists
- 205xxx range
  - *Not* provided by gifted intervention specialists
- Gifted Served elements
  - Superior Cognitive Ability (GG510)
  - Mathematics (GG520)
  - Science (GG530)
  - Reading/Writing (GG540)
  - Social Studies (GG550)
  - Creative Thinking Ability (GG560)
  - Visual/Performing Arts (GG570)



# DATA REVIEW – DATA COLLECTOR

# STUDENT GIFTED EDUCATION (GG) RECORD PREVIEW REPORT

- Review record counts
  - Reasonable number of records considering enrollment?
- Compare count of current submission to prior submission
  - Reasonable increase or decrease in number of records from prior submission?
- Investigate Invalid/Dependent records

## Beginning of Year Student Collection (FY24)

Submission Number 6 (attempt 1), LEA: Test Public District

Select the options and click on the Generate Preview link to create the preview.

**Last Prepared:** Today at 10:26:32 AM

File	Submission 6			Submission 5		
	Valid	Invalid	Total	Valid	Invalid	Total
<a href="#">Counts of DN Records Excluded.csv</a>			6			6
<a href="#">Enrollment Headcount Detail Report (Current Students).csv</a>			2191			2187
<a href="#">Enrollment Headcount Detail Report (Future Students).csv</a>			0			0
<a href="#">Enrollment Headcount Detail Report (Prior Students).csv</a>			170			170
<a href="#">Enrollment Headcount Summary Report (Current Students).csv</a>			152			152
<a href="#">Excluded Records.csv</a>			1072			1072
<a href="#">Missing Report - Organization Attribute (DN).csv</a>			1			1
<a href="#">Missing Report - Student.csv</a>			1976			1976
<a href="#">Organization General Information Record (DN).csv</a>	5	10	15	5	10	15
<a href="#">Student Attributes Effective Date Record (FD).csv</a>	2425	508	2933	2425	508	2933
<a href="#">Student Attributes No Date Record (FN).csv</a>	2386	420	2806	2386	420	2806
<a href="#">Student Demographic Record (GI).csv</a>	2387	426	2813	2387	426	2813
<a href="#">Student Discipline Record (GD).csv</a>	126	36	162	126	36	162
<a href="#">Student Gifted Education Record (GG).csv</a>	2377	424	2801	2377	424	2801
<a href="#">Student Program Record (GQ).csv</a>	1068	125	1193	1068	125	1193
<a href="#">Student Race Detail Record (G).csv</a>	435	82	517	435	82	517
<a href="#">Student Special Education Graduation Requirement Record (FE).csv</a>	14	3	17	14	3	17
<a href="#">Student Special Education Record (GE).csv</a>	123	411	534	118	416	534
<a href="#">Student Standing Record (FS).csv</a>	2389	430	2819	2389	430	2819
<a href="#">Student Summer Withdrawal Record (FL).csv</a>	0	0	0	0	0	0
<a href="#">Student Withdrawal Override Record (FC).csv</a>	0	0	0	0	0	0
<b>Total counts:</b>	<b>13735</b>	<b>2875</b>	<b>22178</b>	<b>13730</b>	<b>2880</b>	<b>22174</b>

# STUDENT GIFTED EDUCATION (GG) RECORD LEVEL 1 REPORT

- Each collection request runs a series of validation checks verifying valid options have been reported
- Validations by record type
- Severity code assignment
  - Fatal
  - Critical
  - Warning
  - Informational

## Beginning of Year Student Collection (FY24)

Submission Number 6 (attempt 1), LEA: Test Public District

Validation exceptions are listed by record type and exception severity.

To generate the exception report for one record type and/or exception severity click the link in the corresponding row and column.

**Last Prepared:** Today at 10:26:32 AM

Record Type	Fatal	Critical	Warning	Info	Total Lv1Er	Depnd Invalid	Valid Recs
<a href="#">Organization General Information Record (DN)</a>	<a href="#">10</a>	<a href="#">1</a>	<a href="#">1</a>	0	<a href="#">12</a>	0	5
<a href="#">Student Attributes Effective Date Record (FD)</a>	<a href="#">261</a>	<a href="#">2</a>	<a href="#">2</a>	0	<a href="#">265</a>	261	2425
<a href="#">Student Attributes No Date Record (FN)</a>	<a href="#">8</a>	0	<a href="#">3</a>	0	<a href="#">11</a>	412	2386
<a href="#">Student Demographic Record (GI)</a>	<a href="#">59</a>	0	0	0	<a href="#">59</a>	392	2387
<a href="#">Student Discipline Record (GD)</a>	<a href="#">6</a>	<a href="#">2</a>	0	0	<a href="#">8</a>	31	126
<a href="#">Student Gifted Education Record (GG)</a>	<a href="#">18</a>	0	0	0	<a href="#">18</a>	408	2377
<a href="#">Student Program Record (GQ)</a>	<a href="#">3</a>	0	0	0	<a href="#">3</a>	122	1068
<a href="#">Student Race Detail Record (GJ)</a>	<a href="#">1</a>	0	0	0	<a href="#">1</a>	81	435
<a href="#">Student Special Education Graduation Requirement Record (FE)</a>	<a href="#">3</a>	0	0	0	<a href="#">3</a>	0	14
<a href="#">Student Special Education Record (GE)</a>	<a href="#">509</a>	<a href="#">12</a>	<a href="#">272</a>	0	<a href="#">793</a>	57	123
<a href="#">Student Standing Record (FS)</a>	<a href="#">494</a>	<a href="#">1</a>	<a href="#">25</a>	0	<a href="#">520</a>	108	2389
Student Summer Withdrawal Record (FL)	0	0	0	0	0	0	0
Student Withdrawal Override Record (FC)	0	0	0	0	0	0	0
<b>Total Counts:</b>	<a href="#">1372</a>	<a href="#">18</a>	<a href="#">303</a>	0	<a href="#">1693</a>	1872	14813

[Generate Full Validation Report](#)

# STUDENT – EXCLUDED RECORDS

Beginning of Year Student Collection (FY24)						
Submission Number 6 (attempt 1), LEA: Test Public District						
Select the options and click on the Generate Preview link to create the preview.						
Last Prepared: Today at 10:26:32 AM						
File	Submission 6			Submission 5		
	Valid	Invalid	Total	Valid	Invalid	Total
<a href="#">Counts of DN Records Excluded.csv</a>			6			6
<a href="#">Enrollment Headcount Detail Report (Current Students).csv</a>			2191			2187
<a href="#">Enrollment Headcount Detail Report (Future Students).csv</a>			0			0
<a href="#">Enrollment Headcount Detail Report (Prior Students).csv</a>			170			170
<a href="#">Enrollment Headcount Summary Report (Current Students).csv</a>			152			152
<a href="#">Excluded_Records.csv</a>			1072			1072
<a href="#">Missing_Report - Organization Attribute (DN).csv</a>			1			1

	A	B	C	D
1	Record Type	ID	Building IRN	Description
661	GE	000739887	040063	Record does not fall in the range of current year 0701 and current date
662	GE	000739887	040063	Record does not fall in the range of current year 0701 and current date
663	GE	000740058	040063	Record does not fall in the range of current year 0701 and current date
664	GE	000740198	999998	Record does not fall in the range of current year 0701 and current date
665	GG	000010121	040063	No GI Record For This Student
666	GG	000010421	011007	No GI Record For This Student
667	GG	000011121	044362	No GI Record For This Student
668	GG	000011521	012666	No GI Record For This Student
669	GG	000011621	011007	No GI Record For This Student
670	GG	000011633	011007	No GI Record For This Student

# STUDENT PROGRAM (GQ) RECORD PREVIEW AND LEVEL 1 REPORTS

- Review Gifted Program Codes
  - Filter on Program Code column; options 205xxx and 206xxx
  - Verify State Staff IDs reported for 206xxx program codes

File	Submission 6			Submission 5		
	Valid	Invalid	Total	Valid	Invalid	Total
<a href="#">Student_Gifted_Education_Record_(GG).csv</a>	2377	424	2801	2377	424	2801
<a href="#">Student_Program_Record_(GQ).csv</a>	1068	125	1193	1068	125	1193
<a href="#">Student_Race_Detail_Record_(G).csv</a>	435	82	517	435	82	517

- Resolve level 1 errors

Record Type	Fatal	Critical	Warning	Info	Total Lv1Er	Depnd Invalid	Valid Recs
<a href="#">Student Program Record (GQ)</a>	3	0	0	0	3	122	1068
<a href="#">Student Race Detail Record (G)</a>	1	0	0	0	1	81	435
<a href="#">Student Special Education Graduation Requirement Record (FE)</a>	3	0	0	0	3	0	14

- Excluded records?

# COURSE MASTER (CN) RECORD PREVIEW AND LEVEL 1 REPORTS

- Review gifted courses
  - Filter on Student Population column; options GA, GE

File	Submission 1			Submission 0		
	Valid	Invalid	Total	Valid	Invalid	Total
<a href="#">Career-Technical Education Correlated Class Record (CV).csv</a>	0	0	0	0	0	0
<a href="#">Course Master Record (CN).csv</a>	546	22	568	0	0	0
<a href="#">Excluded Records.csv</a>			86			0

- Resolve level 1 errors

Record Type	Fatal	Critical	Warning	Info	Total Lv1Er	Depnd Invalid	Valid Recs
<a href="#">Career-Technical Education Correlated Class Record (CV)</a>	0	0	0	0	0	0	0
<a href="#">Contract Only Staff Record (CC)</a>	0	0	0	0	0	0	0
<a href="#">Contractor Staff Employment Record (CJ)</a>	0	0	0	0	0	0	0
<a href="#">Course Master Record (CN)</a>	22	0	0	0	22	0	546
<a href="#">Mapped Classroom Code Record (CM)</a>	0	0	0	0	0	0	0

- Excluded records?





# STUDENT COURSE (GN) RECORD PREVIEW AND LEVEL 1 REPORTS

- Review students enrolled in Gifted courses
  - Filter on Local Classroom Code column

File	Submission 1			Submission 0		
	Valid	Invalid	Total	Valid	Invalid	Total
<a href="#">Staff Missing Report.csv</a>			0			0
<a href="#">Staff Summer Employment Separation Record (CL).csv</a>	0	0	0	0	0	0
<a href="#">Student Course Record (GN).csv</a>	489	14	503	0	0	0
<b>Total counts:</b>	1361	7420	8867	0	0	0

- Resolve level 1 errors

Record Type	Fatal	Critical	Warning	Info	Total Lv1Er	Depnd Invalid	Valid Recs
<a href="#">Staff Summer Employment Separation Record (CL)</a>	0	0	0	0	0	0	0
<a href="#">Student Course Record (GN)</a>	28	0	0	0	28	0	489
<b>Total Counts:</b>	15451	0	4	0	15455	33	1447

- Excluded records?

# STAFF EMPLOYMENT (CK) RECORD PREVIEW AND LEVEL 1 REPORTS

- Review staff records
  - Verify teachers assigned to courses with Student Population GE reported with
    - Position Code 230
    - Assignment Area 999380

File	Submission 1			Submission 0		
	Valid	Invalid	Total	Valid	Invalid	Total
<a href="#">Staff Demographic Record (CI).csv</a>	74	3	77	0	0	0
<a href="#">Staff Employment Record (CK).csv</a>	78	3	81	0	0	0

- Resolve level 1 errors

Record Type	Fatal	Critical	Warning	Info	Total Lv1Er	Depnd Invalid	Valid Recs
<a href="#">Staff Demographic Record (CI)</a>	0	0	0	0	0	3	74
<a href="#">Staff Employment Record (CK)</a>	3	0	1	0	4	0	78
<a href="#">Staff Missing Override Record (CP)</a>	0	0	0	0	0	0	0

- Excluded records?

# STAFF COURSE (CU) RECORD PREVIEW AND LEVEL 1 REPORTS

- Review staff assigned to Gifted courses
  - Filter on Local Classroom Code column

File	Submission 1			Submission 0		
	Valid	Invalid	Total	Valid	Invalid	Total
<a href="#">Mapped_Classroom_Code_Record_(CM).csv</a>	0	0	0	0	0	0
<a href="#">Staff_Course_Record_(CU).csv</a>	556	22	578	0	0	0
<a href="#">Staff_Demographic_Record_(CI).csv</a>	96	24	120	0	0	0


- Resolve Level 1 errors

Record Type	Fatal	Critical	Warning	Info	Total Lv1Er	Depnd Invalid	Valid Recs
<a href="#">Mapped_Classroom_Code_Record_(CM)</a>	0	0	0	0	0	0	0
<a href="#">Staff_Course_Record_(CU)</a>	22	0	0	0	22	0	556
<a href="#">Staff_Demographic_Record_(CI)</a>	24	0	4	0	28	0	96

- Excluded records?

# (FTED-006) PARTIAL GIFTED FTE LEVEL 2 REPORT

- Lists newly identified students partially funded for gifted
- All student's FTE records display
  - May have multiple data rows
- Identification date included



RESULT CODE	RESULT CODE DESCR	ENRL START DATE	ENRL END DATE	GIFTED START DATE	ADJSTD FTE	GIFTED FTE
FT0246	Gifted Partially Funded	2022-07-01 00:00:00.0	2500-12-31 00:00:00.0	2022-11-01 00:00:00.0	1	0.699209
FT0246	Gifted Partially Funded	2022-07-01 00:00:00.0	2022-11-08 00:00:00.0	2022-11-01 00:00:00.0	0.335248	0.034457
FT0247	Gifted Fully Funded	2022-11-09 00:00:00.0	2500-12-31 00:00:00.0	2022-11-01 00:00:00.0	0.664752	0.664752
FT0246	Gifted Partially Funded	2022-07-01 00:00:00.0	2500-12-31 00:00:00.0	2022-09-01 00:00:00.0	1	0.938604

# (GNIS-xxx) GENERAL ISSUES LEVEL 2 REPORTS

- IS0350-IS0356
  - Greater than 10% change in students identified in each area of giftedness from one year to the next
- IS0357
  - Greater than 10% change in served students from one year to the next
- IS0462
  - Lack supporting data for students reported as served
  - No courses or program codes reported

# DATA REVIEW – SECURE DATA CENTER (SDC)

## Ohio Department of Education Report Portal

Welcome to the new Ohio Department of Education Report Portal! ODE produces many reports providing information on a variety of topics. ODE is in the early stages of transitioning to a new reporting platform, and the Reports Portal currently contains reports for the following topics:

Select a report from the menu to run it. To help you zero in on the specific information you are looking for or to simply explore the data, most reports are interactive via dropdown lists, radio buttons, or check boxes.



### Public Data

Reports for public districts and schools using academic, attendance, enrollment and financial data.



### Secure Data Center

Reports available to Districts and other LEAs depicting local report card measures.



### Finance

Reports about School Foundation Payments and Five Year Forecast.



### Nonpublic Data

Reports for nonpublic schools and homeschool students using academic, enrollment and scholarship data.

# Ohio Department of Education Report Portal

## Secure Data Center



### Career and Technical Education

Reports about Career Tech Education data.



### Student Attendance

Reports about Absenteeism and Attendance.



### Discipline

Reports about Disciplinary incidents.



### Teacher and Staff

Reports about Principals, Teachers and Other Staff.



### Enrollment

Reports about Student Enrollment.



### Test Results

Reports about Ohio's State Tests.



### Financial

Reports about Expenditures.



### Value Added

Reports about Value Added data.



# Ohio Department of Education Report Portal

Secure Data Center / Enrollment



## District Enrollment

Enrollment for a district as reported on the report card.



## District Gifted Enrollment

Gifted enrollment information for a district.



## School Enrollment

Enrollment for a school as reported on the report card.



## School Gifted Enrollment

Gifted enrollment information for a school.



## School Enrollment (Sponsors)

Enrollment for a school as reported on the report card.

# Enrollment by Student Demographic (District) - Overview

Choose a School Year

2022-2023 School Year

Choose a District

ABC district (123456)

Gender	Enrollment	% of Total
Female	786	49.2%
Male	812	50.8%
<b>Total</b>	<b>1,598</b>	<b>100.0%</b>

Grade Level	Enrollment	% of Total
Preschool (Ages 3-5)	85	5.3%
Kindergarten	116	7.3%
1st Grade	129	8.1%
2nd Grade	127	8.0%
3rd Grade	121	7.6%
4th Grade	123	7.7%
5th Grade	117	7.3%
6th Grade	121	7.6%
7th Grade	119	7.5%
8th Grade	137	8.6%
9th Grade	127	7.9%
10th Grade	121	7.6%
11th Grade	72	4.5%
12th Grade	83	5.2%
<b>Total</b>	<b>1,598</b>	<b>100.0%</b>

Race/Ethnicity	Enrollment	% of Total
American Indian or Alaskan Native	5	0.3%
Asian or Pacific Islander	1	0.1%
Black, Non-Hispanic	12	0.7%
Hispanic	59	3.7%
Multiracial	70	4.4%
White, Non-Hispanic	1,452	90.9%
<b>Total</b>	<b>1,598</b>	<b>100.0%</b>

English Learner Status	Enrollment	% of Total
EL Student in his/her second year	1	0.1%
EL Student	1	0.1%
Not an EL Student	1,597	99.9%
<b>Total</b>	<b>1,598</b>	<b>100.0%</b>

Additional Subgroups	Enrollment	% of Total
Economic Disadvantaged	963	60.3%
Homeless Students	12	0.8%
Identified as Gifted	165	10.3%
Received Gifted Services	136	8.5%
Student with Disabilities	309	19.3%

Demographic Overview

District Disaggregate Data

School Level Disaggregate

Trend

SSID Detail



# Enrollment by Student Demographic (District) - Disaggregate Detail

Choose a School Year  
All

Choose a District  
ABC district (123456)

Choose a Subgroup

Multiple selections

- All Students
- Gender
- Race/Ethnicity
- Economic Disadvantaged
- Students with Disabilities
- English Learner
- Identified as Gifted
- Received Gifted Services
- Homeless Students
- Migrant Students
- Identified as Gifted - Creative T

Subgroup	2018-2019 School Year	2019-2020 School Year	2020-2021 School Year	2021-2022 School Year	2022-2023 School Year
Identified as Gifted	180	184	163	170	165
Not Identified as Gifted	1,510	1,455	1,398	1,446	1,433
Receive Gifted Services	150	156	129	137	136
Did not Receive Gifted Services	1,540	1,484	1,432	1,480	1,463

Demographic Overview

**District Disaggregate Data**

School Level Disaggregate

Trend

SSID Detail



# Enrollment by Student Demographic (District) - SSID Detail

Choose a School Year: 2022-2023 School Year  
 Choose a District: ABC district (123456)  
 Choose SSID: All

SSID	Gender	Race/Ethnicity	Economic Disadvantaged	English Learner	Student with Disability	Disability Code	Homeless Student	Migrant Student	Military Student	Identified as Gifted	Received Gifted Services	Grade Level	LEA Relationship	Enroll Reason	SSID
	Female	Hispanic	Y	N	N	**	N	N	*	N	N	02	1	*	**
	Female	White, Non-Hispanic	Y	N	N	**	N	N	*	N	N	04	1	*	**
	Male	White, Non-Hispanic	Y	N	N	**	N	N	*	N	N	06	1	*	**
	Male	White, Non-Hispanic	Y	N	Y	05	N	N	*	N	N	PS	1	*	**
	Female	White, Non-Hispanic	Y	N	N	**	N	N	*	N	N	KG	1	*	**
	Male	Hispanic	Y	N	N	**	N	N	*	N	N	PS	1	*	**
	Female	White, Non-Hispanic	Y	N	N	**	N	N	*	N	N	06	1	*	**
	Male	White, Non-Hispanic	Y	N	N	**	N	N	*	Y	Y	06	1	*	**
	Female	White, Non-Hispanic	Y	N	N	**	N	N	*	N	N	03	1	*	**
	Female	White, Non-Hispanic	Y	N	N	**	N	N	*	N	N	04	1	*	**
	Female	Hispanic	Y	N	N	**	N	N	*	N	N	08	1	*	**
	Male	White, Non-Hispanic	Y	N	N	**	N	N	*	N	N	09	1	*	JV
	Female	White, Non-Hispanic	Y	N	N	**	N	N	*	N	N	02	1	*	**
	Male	White, Non-Hispanic	Y	N	N	**	N	N	*	N	N	06	1	*	**
	Female	White, Non-Hispanic	Y	N	N	**	N	N	*	N	N	KG	1	*	**
	Female	White, Non-Hispanic	Y	N	N	**	N	N	*	N	N	01	1	*	**
	Female	White, Non-Hispanic	Y	N	Y	12	N	N	*	N	N	01	3	*	FC
	Female	White, Non-Hispanic	Y	N	Y	01	N	N	*	N	N	KG	1	*	**
	Male	White, Non-Hispanic	Y	N	N	**	N	N	*	N	N	03	1	*	**
	Female	White, Non-Hispanic	Y	N	N	**	N	N	*	N	N	04	1	*	**
	Male	White, Non-Hispanic	Y	N	N	**	N	N	*	N	N	03	1	*	**
	Male	White, Non-Hispanic	Y	N	Y	05	N	N	*	N	N	PS	1	*	**
	Female	Multiracial	Y	N	N	**	N	N	*	N	N	PS	1	*	**
	Female	Hispanic	Y	N	N	**	N	N	*	N	N	05	1	*	**
	Female	White, Non-Hispanic	Y	N	N	**	N	N	*	N	N	06	1	*	**
	Female	White, Non-Hispanic	Y	N	N	**	N	N	*	N	N	06	1	*	**
	Female	White, Non-Hispanic	Y	N	N	**	N	N	*	N	N	10	1	*	**



# Ohio Department of Education Report Portal

Secure Data Center / Enrollment



## District Enrollment

Enrollment for a district as reported on the report card.



## District Gifted Enrollment

Gifted enrollment information for a district.



## School Enrollment

Enrollment for a school as reported on the report card.



## School Gifted Enrollment

Gifted enrollment information for a school.



## School Enrollment (Sponsors)

Enrollment for a school as reported on the report card.

# District Gifted Enrollment - SSID Detail

Choose a School Year: 2022-2023 School Year 
 Choose a District: All 
 Choose a Grade Band: All 
 Choose an SSID: All

Id	Identified Math	Identified Reading	Identified Science	Identified Social Studies	Identified Superior Cognitive	Identified Visual Arts	Identified Creative Thinking	Served Math	Served Reading	Served Science	Served Social Studies	Served Superior Cognitive	Served Visual Arts	Served Creative Thinking	Identified Academics	Served Academics	Identified Arts	Served Arts	FTE
N	N	N	N	N	N	N	N	N	N	N	N	N	N	N	N	N	N	N	0.9
N	N	N	N	N	N	N	N	N	N	N	N	N	N	N	N	N	N	N	0.1
N	N	N	N	N	N	N	N	N	N	N	N	N	N	N	N	N	N	N	1.0
N	N	N	N	N	N	N	N	N	N	N	N	N	N	N	N	N	N	N	1.0
N	N	N	N	N	N	N	N	N	N	N	N	N	N	N	N	N	N	N	1.0
N	N	N	N	N	N	N	N	N	N	N	N	N	N	N	N	N	N	N	1.0
N	N	N	N	N	N	N	N	N	N	N	N	N	N	N	N	N	N	N	0.6
N	N	N	N	N	N	N	N	N	N	N	N	N	N	N	N	N	N	N	0.3
N	N	N	N	N	N	N	N	N	N	N	N	N	N	N	N	N	N	N	1.0
N	N	N	N	N	N	N	N	N	N	N	N	N	N	N	N	N	N	N	1.0
N	N	N	N	N	N	N	N	N	N	N	N	N	N	N	N	N	N	N	1.0
N	N	N	N	N	N	N	N	N	N	N	N	N	N	N	N	N	N	N	0.2
N	N	N	N	N	N	N	N	N	N	N	N	N	N	N	N	N	N	N	1.0
N	N	N	N	N	N	N	N	N	N	N	N	N	N	N	N	N	N	N	0.1
Y	Y	N	N	Y	N	N	Y	Y	N	N	Y	N	N	Y	Y	N	N	0.9	
N	N	N	N	N	N	N	N	N	N	N	N	N	N	N	N	N	N	N	1.0
N	N	N	N	N	N	N	N	N	N	N	N	N	N	N	N	N	N	N	1.0
N	N	N	N	N	N	N	N	N	N	N	N	N	N	N	N	N	N	N	1.0
N	N	N	N	N	N	N	N	N	N	N	N	N	N	N	N	N	N	N	1.0
N	N	N	N	N	N	N	N	N	N	N	N	N	N	N	N	N	N	N	1.0
N	N	N	N	N	N	N	N	N	N	N	N	N	N	N	N	N	N	N	1.0
N	N	N	N	N	N	N	N	N	N	N	N	N	N	N	N	N	N	N	0.0
N	N	N	N	N	N	N	N	N	N	N	N	N	N	N	N	N	N	N	0.1
N	N	N	N	N	N	N	N	N	N	N	N	N	N	N	N	N	N	N	0.6
N	N	N	N	N	N	N	N	N	N	N	N	N	N	N	N	N	N	N	0.1
N	N	N	N	N	N	N	N	N	N	N	N	N	N	N	N	N	N	N	1.0
N	N	N	N	N	N	N	N	N	N	N	N	N	N	N	N	N	N	N	0.4
N	N	N	N	N	N	N	N	N	N	N	N	N	N	N	N	N	N	N	0.7



## District Gifted Representation Index

Choose a School Year

All

Choose a District

ABC district (123456)

### Identified as Gifted Representation Index by Race/Ethnicity

School Year	American Indian or Alaskan Native	Asian	Black, Non-Hispanic	Hispanic	Multiracial	Pacific Islander	White, Non-Hispanic	Underrepresented Minority	Economic Disadvantaged
2019		8.95		1.68	0.63		1.01	0.91	0.67
2020			0.13	1.15	0.68		1.02	0.77	0.67
2021				1.09	0.64		1.02	0.76	0.73
2022				1.12	1.09		1.00	1.00	0.70
2023				0.71	1.21		1.01	0.89	0.70

### Received Gifted Services Representation Index by Race/Ethnicity

School Year	American Indian or Alaskan Native	Asian	Black, Non-Hispanic	Hispanic	Multiracial	Pacific Islander	White, Non-Hispanic	Underrepresented Minority	Economic Disadvantaged
2019				1.66	0.76		1.00	0.96	0.69
2020				1.08	0.80		1.01	0.79	0.63
2021				0.82	0.41		1.04	0.53	0.70
2022				0.82	0.86		1.02	0.76	0.74
2023				0.63	1.31		1.01	0.91	0.71



Overview

Overview - Disaggregate

Representation Index

Gifted Content Areas

Report Card - Identification and Services

SSID Detail

# District Gifted Performance Indicator- Identification and Services


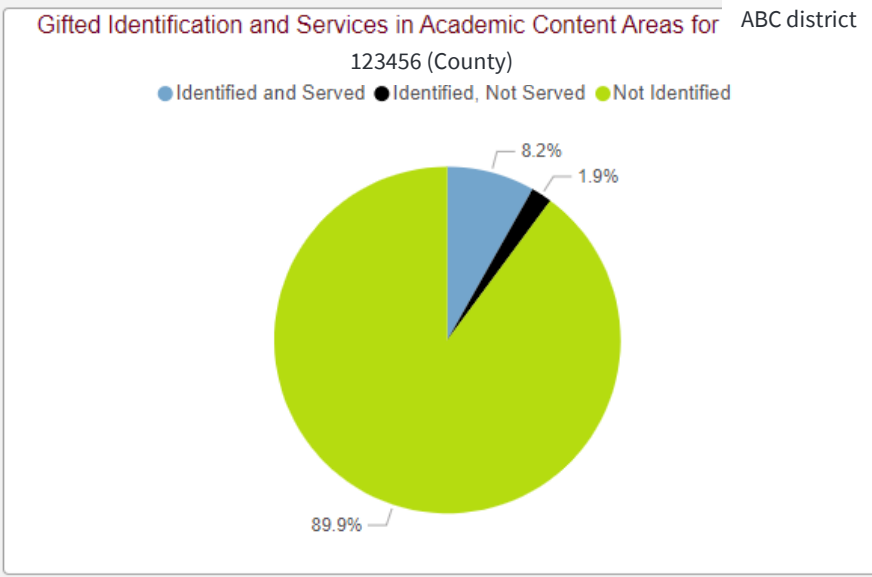
Choose a School Year: 2022-2023 School Year

Choose a District: ABC district (123456)

Choose a Grade Band: All

Enrollment (FTE)	Identified (FTE)	Served (FTE)	Identified and Served	Identified, Not Served	Not Identified
1,514	153	124	8.2%	1.9%	89.9%

Enrollment (FTE)	Identified (FTE)	Served (FTE)	Identified and Served	Identified, Not Served	Not Identified
1,514	38	35	2.3%	0.2%	97.5%



<https://education.ohio.gov/Topics/Data/Report-Card-Resources/Resources-and-Technical-Document/Gap-Closing-Component-1/Gifted-Performance-Indicator>





# QUESTIONS?

---

EDUCATION.OHIO.GOV



**Department of  
Education &  
Workforce**



# RESOURCES

# Training Evaluation

Available through Dec. 21

Your evaluations of our trainings are now being collected via an online form. This will give us access to better, more immediate feedback and statistics about these trainings, which will allow us to be even more responsive to your input. This will also be easier for you as you will no longer have to email anything to us.

After completing the evaluation and clicking submit, you will see a message thanking you for your feedback and acknowledging your attendance at a training. If this is information you need, be sure to capture or print the page and retain it for your records. Once the evaluation period for the session ends (2 weeks after the final session), you will no longer be able to submit a response or receive an attendance acknowledgement. *Note that this is the only way to receive this acknowledgement. We will no longer be emailing this information to participants.*

<https://education.ohio.gov/Topics/Data/EMIS/Resources-for-EMIS-Professionals/EMIS-Focused-Training>

# EMIS FOCUSED TRAINING WEBPAGE

- A recorded version of this presentation will be posted
- The Q and A will be posted
- Future training opportunities will be announced

<https://education.ohio.gov/Topics/Data/EMIS/Resources-for-EMIS-Professionals/EMIS-Focused-Training>

# EMIS MANUAL

- 2.9 Student Program (GQ) Record
- 2.10 Student Gifted Education (GG) Record
- 3.4 Staff Employment (CK) Record
- 4.2 Course Master (CN) Record
- 4.3 Staff Course (CU) Record
- 4.4 Student Course (GN) Record

# REPORT EXPLANATIONS

- (FTED-006) Partial Gifted FTE

# (GNIS-XXX) GENERAL ISSUES

- Level 2 reports generated by business offices on student, staff/course, assessment, and financial data
- Announced via Release Notes
  - <http://education.ohio.gov/Topics/Data/EMIS/Technical-Documentation/EMIS-Release-Notes>
- For assistance, contact data manager on report and in report explanation
- Do **not** include student identifiable information in communications

# OTHER

- Gifted Performance Indicator Technical Documentation
  - <https://education.ohio.gov/Topics/Data/Report-Card-Resources/Resources-and-Technical-Document/Gap-Closing-Component-1/Gifted-Performance-Indicator>
- List of Approved Assessments for the 2023-2024 School Year
  - <https://education.ohio.gov/Topics/List-of-Approved-Assessments>
- ODDEX Help
  - [Ohio District Data Exchange \(ODDEX\) - SSDT Confluence Wiki \(atlassian.net\)](https://atlassian.net/wiki/spaces/ODDEX)
- Secure Data Center – Status of Reports
  - <https://education.ohio.gov/Topics/Data/EMIS/EMIS-Documentation/Secure-Data-Center-Status-of-Reports>



# OFFICE OF DATA QUALITY

- EMIS Data Appeals
  - <http://education.ohio.gov/Topics/Data/EMIS/Reporting-Responsibilities/Data-Appeals>
- EMIS Data Review & Verification
  - <http://education.ohio.gov/Topics/Data/EMIS/Reporting-Responsibilities/EMIS-Data-Review-Verification>
- Contact information
  - dataquality@education.ohio.gov
  - (614) 466-7144

# OH|ID PORTAL

- Help
  - <http://education.ohio.gov/Topics/Department-of-Education-OH-ID-Portal-Help>
- FAQ
  - <http://education.ohio.gov/Topics/Department-of-Education-OH-ID-Portal-Help/Department-of-Education-OH-ID-Portal-Help-Frequent>
- Contact
  - Profile.Help@education.ohio.gov



**THE HEART  
OF IT ALL™**

**Ohio.org**

OHIO.ORG



**Department of  
Education &  
Workforce**

EDUCATION.OHIO.GOV