

**WHERE KIDS COUNT
REPORT EXPLANATION
(.CSV_2010N_STU_WKC_ATEST)
(.CSV_2010N_STU_WKC_ATEST_SUMM)
(.CSV_2010N_STU_WKC_NTEST)
(.CSV_2010N_STU_WKC_NTEST_SUMM)
(.CSV_2010N_STU_WKC_OTEST)
(.CSV_2010N_STU_WKC_OTEST_SUMM)**

Education Management Information System (EMIS)



Revision Date June 10, 2010

**Prepared by
Office of Information Policy and Management**

Table of Contents

REVISION HISTORY	3
REPORT OVERVIEW	3
GENERAL DESCRIPTION AND SIGNIFICANCE	3
TIPS FOR READING THIS DOCUMENT	3
REPORT NAME AND TIMING	4
ODE PROCESSING.....	5
DATA SOURCE	6
<i>Submitted Data Used in Report.....</i>	<i>6</i>
<i>Derived Data Used in Report.....</i>	<i>6</i>
<i>Report Selection Criteria</i>	<i>8</i>
ERROR DETECTION AND CORRECTION.....	15
ADDENDUM	16
INDEX	17

Revision History

The revisions to this document listed in the table below.

Revision Date	Owner/Source	Description of Change
5/15/2007	IP&M/McKeand	Revised report explanation to include A,N,O summary CSV files, revised report name illustrations, revised table of contents and index, and removed excess white space.
7/18/2007	IP&M McKeand	Deleted error in the Subject Indicator Calculation on page 12.
3/24/2008	IPM/McKeand	Revised for 2008
6/10/10	IPM/McKeand	Revised for 2010

Report Overview

General Description and Significance

The Where Kids Count reports are a series of business rules that are implemented during the accountability calculations. As their names implies, these rules determine which school and/or district a student's test scores will count towards.

The Where Kids Count Report is generated through software modules that generate six .CSV files for each district, three containing WKC detail by test and three containing summary information by test. Each student record is initially assigned a WKC IRN, which is modified by subsequent adjustments. The first adjustment that matches the student's data is processed and any remaining adjustments are ignored.

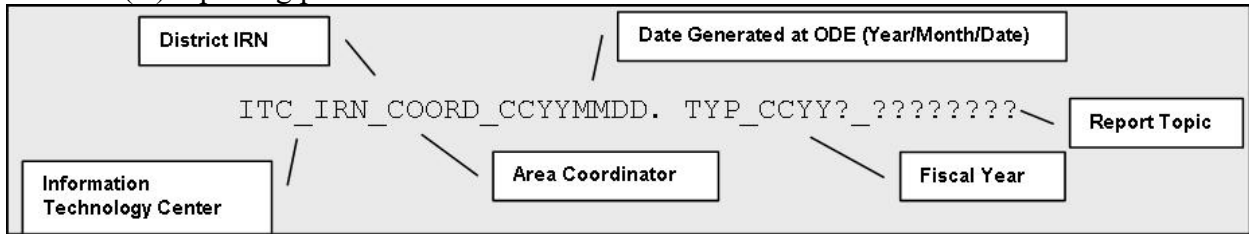
Tips for Reading This Document

- EMIS data elements are written in SMALL CAPITAL LETTERS.
- Report field names are written in **BOLD SMALL CAPITAL LETTERS**.
- Options (values) for each data element are indicated in *ITALICIZED CAPITAL LETTERS* and are enclosed in quotation marks.
- Record names are displayed in *italicized bold letters*.
- File names are displayed in **CAPITALIZED BOLD LETTERS**.
- CCYY? denotes the century and year and processing period.

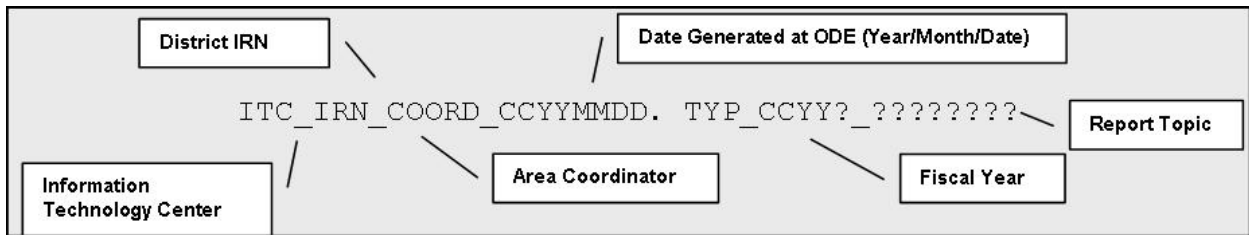
C:\Users\10184100\Downloads\Where-Kids-Count.doc
Revision Date June 10, 2010

Report Name and Timing

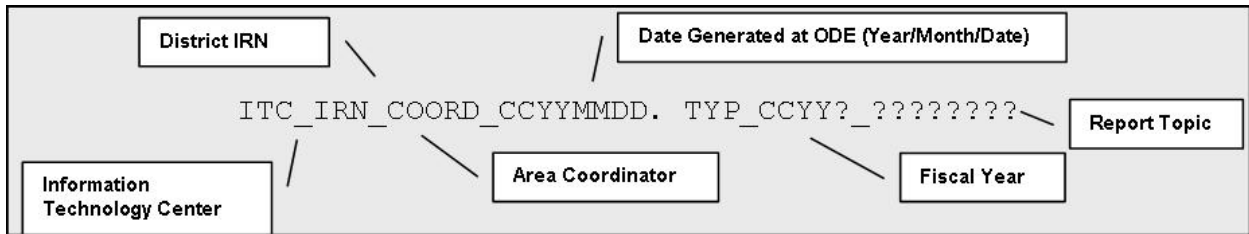
The file name for the report is **ITC_IRN_COORD_CCYMMDD_CCYYN.CSV_CCYYN_STU_WKC_ATEST**; its components are described below. This report is produced during the Yearend (N) reporting period.



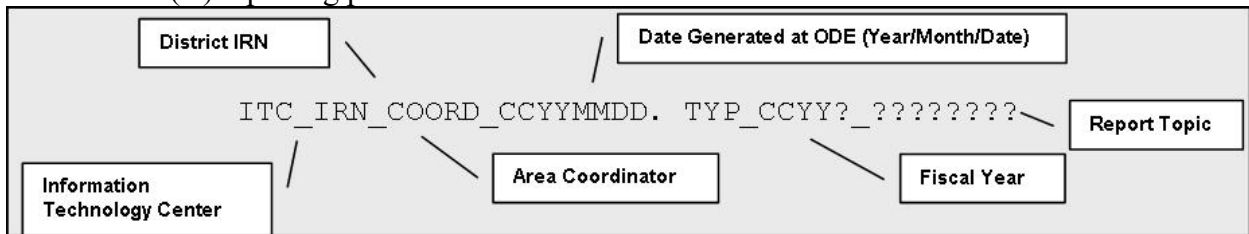
The file name for the report is **ITC_IRN_COORD_CCYMMDD_CCYYN.CSV_CCYYN_STU_WKC_ATEST_SUMM**; its components are described below. This report is produced during the Yearend (N) reporting period.



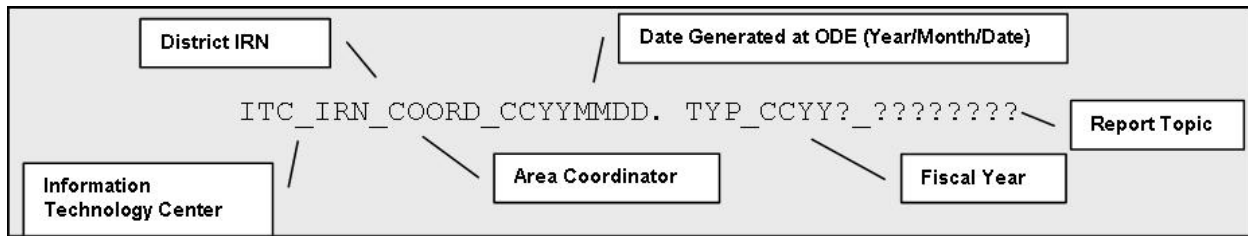
The file name for the report is **ITC_IRN_COORD_CCYMMDD_CCYYN.CSV_STU_WKC_NTEST**; its components are described below. This report is produced during the Yearend (N) reporting period.



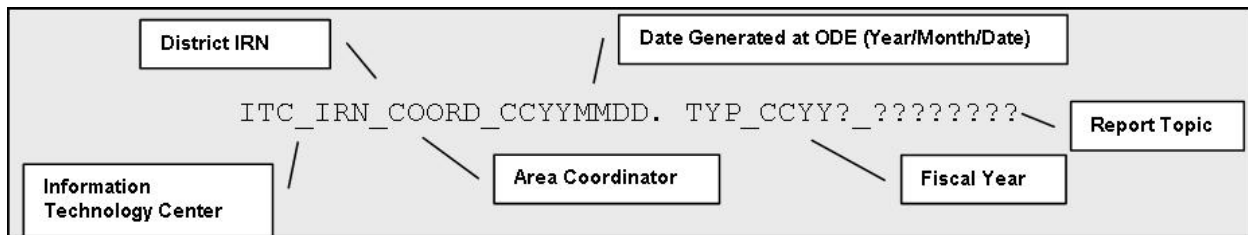
The file name for the report is **ITC_IRN_COORD_CCYMMDD_CCYYN.CSV_CCYYN_STU_WKC_NTEST_SUMM**; its components are described below. This report is produced during the Yearend (N) reporting period.



The file name for the report is **ITC_IRN_COORD_CCYYMMDD_CCYYN.CSV_CCYYN_STU_WKC_OTEST**; its components are described below. This report is produced during the Yearend (N) reporting period.



The file name for the report is **ITC_IRN_COORD_CCYYMMDD_CCYYN.CSV_CCYYN_STU_WKC_OTEST_SUMM**; its components are described below. This report is produced during the Yearend (N) reporting period.



ODE Processing

Process Description

This report is generated based on the EMIS data files submitted through the ITCs. The output is six CSV files for each district, three containing WKC detail by test and three containing summary information.

Logic

WKC Assignment:

When both the Majority of Attendance IRN and the Accountable IRN contain **building** IRNs with different values, the Accountable IRN value will be used to populate the WKC IRN. For all other conditions, Majority of Attendance IRN will be used to populate the WKC IRN.

WKC Adjustments:

1. If the student has a Limited English Proficiency (LEP) equal to "L", then the WKC IRN is assigned the State IRN ("*****") and WKC TYPE is assigned the value '12'.
2. If the student is participating in an Autism Scholarship Program, then the WKC IRN is assigned the State IRN ("*****") and WKC Type is assigned the value '11'.
3. If the WKC IRN assignment does **not** equal "*****" and the student's attending home status is '1B' or their Attending/Home status is between '22' and '26' and student status is 'B',

the WKC IRN is assigned the Attending/Home District IRN and the WKC TYPE is assigned the value '10'.

4. If student's attending home status is '1P' or '1T' or their Attending/Home status is between '22' and '26' and the student status is a 'P' or 'T', then the WKC IRN is assigned the State IRN and the WKC TYPE is assigned the value '05'.

5. If the WKC IRN assignment is a building and both the Majority of Attendance IRN and Accountable IRN contain the same building IRN, the WKC IRN remains as assigned and the WKC TYPE is assigned the value '01'.

6. If the WKC IRN assignment is a building but the Majority of Attendance IRN and Accountable do not contain the same building IRN, the WKC IRN remains as assigned and WKC TYPE is assigned the value '02'.

7. If the WKC IRN assignment is a district, the WKC IRN remains as assigned and the WKC TYPE is assigned the value '03'.

8. If the WKC IRN assignment is the state, the WKC IRN remains as assigned and the WKC TYPE is assigned the value '04'.

9. If the 'subject' WKC IRN is a BLDG-IRN

and

The Type of Accommodation = Y4 - Yes, accelerated

and

The Majority of Attendance IRN and Accountability IRN are buildings,

then

move the Spring Test Administration IRN to the subject WKC IRN and the WKC TYPE is assigned the value of '15'

See the EMIS manual for reporting instructions regarding the Accountability IRN and the Majority of Attendance IRN fields.

Data Source

The Detail WKC is sorted in ascending WKC IRN, Test Type, and State Student ID order. The Summary WKC text file will be sorted in ascending File IRN, Reporting Building IRN order to create the summary CSV.

Submitted Data Used in Report

Submitted data used in this report are obtained from the Student Standing, Student Attributes – Effective Date Record, Student Attributes – No Date Record, Student Demographic Record, Student Achievement Record, Ohio Graduation Test Record, and OEDS.

Derived Data Used in Report

Element Name	Record Field #	File Name	Field Value	Conversion factors
FILE IRN				Contains either a DISTRICT IRN or

C:\Users\10184100\Downloads\Where-Kids-Count.doc
Revision Date June 10, 2010

Element Name	Record Field #	File Name	Field Value	Conversion factors
				ATTENDING/HOME DISTRICT IRN Field used to control into which District's CSV
WKC- IRN				The official IRN of where the student data will count for the % proficient and attendance calculations.
WKC-TYPE				Indicates why the student data will count at the WKC IRN. ** Where Kids Count Type Codes are attached as an addendum.
WKC-NAME				Name of the building or district that corresponds to WKC IRN.
TEST TYPE				* No test record O OGT A Achievement
MESSAGE KEY				Denotes error condition for data as received by ODE
MESSAGE TEXT				Explains message key
READ-STATE CAP				*State Caps calculated at ODE
MATH-STATE CAP				*State Caps calculated at ODE
WRITE-STATE CAP				*State Caps calculated at ODE
SCIENCE-STATE CAP				*State Caps calculated at ODE
SOCIAL STUDIES - STATE CAP				*State Caps calculated at ODE
READ-FEDERAL CAP				*Federal Caps calculated at ODE
MATH-FEDERAL CAP				*Federal Caps calculated at ODE
STUDENT –DATA-SUBMIT-DATE		<i>Audit File</i>		

*Note: State and Federal Caps

The 1.0% district alternate assessment cap is defined as: The number of students taking the alternate assessment reported with a score at or above the proficient level can not consist of greater than 1.0% of the number of students that took the test (both the standard and the Alternate Assessments).

There is one cap, set at the district level that is applied separately to 2 different populations:

Federal - for calculating AYP (Federal District Cap) Includes:

- 3 - 8th Grade Reading Achievement

- 3 - 8th Grade Math Achievement
 - 10th Grade OGT in Reading and Math
- State - for calculating the performance index & state indicators (District Alternate Assessment Cap) Includes:
- All tests in grades 3-8, 10 and 11.

NOTE: A student whose score counts as proficient when the cap is applied to one cohort of students (federal or state) might not count as proficient when the cap is applied to the other cohort of students.

Report Selection Criteria

Every student that is reported to ODE will be on one of the WKC Reports.

Report Sample, CSV File

CSV File Format, General Information

This Comma Separated Value (CSV) format file contains a record for each student that a district submits during any reporting period. In basic terms, the CSV file will contain the data element values separated by a comma to denote the end of one data element value and the start of a new one. For example, if you were to take the district IRN, its name, and county and convert it into a CSV file it would look like this:

012345, My District, Franklin

When imported into Excel, this string of comma separated values would be split into corresponding columns:

District IRN	District Name	County Name
012345	My District	Franklin

TIP: When importing data from a CSV file containing a numerical value that starts with a zero, like an IRN, it is important to import that type of data element as text and not a number in Excel. If imported as a numerical value, the first zero will be removed.

Detail Information

The header records for the CSV file contains:

Data Element
FILE IRN
DISTRICT IRN
DISTRICT-NAME

C:\Users\10184100\Downloads\Where-Kids-Count.doc
Revision Date June 10, 2010

Data Element
BUILDING IRN
BUILDING NAME
STATE STUDENT ID (SSID)
MAJORITY OF ATTENDANCE IRN
ACCOUNTABILITY IRN
ATTENDING/HOME DISTRICT IRN
ATTENDING/HOME DISTRICT IRN INDICATOR
GRADE LEVEL
GENDER
RACIAL/ETHNIC GROU
LIMITED ENGLISH PROFICIENCY
MIGRANT STATUS
DISADVANTAGEMENT
STUDENT BEING SERVED BY 504 PLAN
DISABILITY CONDITION
WKC IRN
WKC TYPE CODE
WKC BUILDING IRN
TEST TYPE
READING
READ-GRADE
READ-RAW SCORE
READ-SCALED SCORE
READ-LEVEL
WRITING
WRITING-GRADE
WRITING-RAW SCORE
WRITING-SCALED SCORE
WRITING-LEVEL
MATH
MATH-GRADE
MATH-RAW SCORE
MATH-SCALED SCORE
MATH-LEVEL
SCIENCE
SCIENCE-GRADE
SCIENCE-RAW SCORE
SCIENCE- SCALED SCORE
SCIENCE-LEVEL
SOCIAL STUDIES
SOCIAL STUDIES – GRADE
SOCIAL STUDIES – RAW SCORE

C:\Users\10184100\Downloads\Where-Kids-Count.doc
Revision Date June 10, 2010

Data Element
SOCIAL STUDIES – SCALED SCORE
SOCIAL STUDIES -LEVEL
READ-STATE CAP
MATH-STATE CAP
WRITE-STATE CAP
SCIENCE-STATE CAP
SOCIAL-STATE CAP
READ-FEDERAL CAP
MATH-FEDERAL CAP
MESSAGE KEY
MESSAGE TEXT

Subject Indicator Calculation: Indicator equals:

- * (If student grade level is NOT = 3, 4, 5, 6, 7, 8, 10, or 11) or (If WKC IRN = “*****”)
- * If the Test is Writing or Social Studies and the grade level is between 3-8
- N If no test result record found for subject.
- Y/N Contents of test taken flag.

Please note that for students taking the Achievement Test, the highest score for the current school year will be reflected in the report from across all districts in which a student has attended. For students taking the Ohio Graduation test, the highest score reflected in the report has been gleaned from all years of test scores, across all school districts.

WKC-TYPE-07,SOC-STUD-WKC-TYPE-08,SOC-STUD-WKC-TYPE-09,SOC-STUD-WKC-TYPE-10,SOC-STUD-WKC-TYPE-11,SOC-STUD-WKC-TYPE-12,SOC-STUD-WKC-TYPE-15,SOC-STUD-WKC-TOTAL

"776677","776677"," Good Will Hunting Academy",
 ","Academy","20070615",0,0,2,83,0,0,0,0,0,0,0,0,85,0,0,2,83,0,0,0,0,0,0,0,0,85,0,0,2,83,0,0,0,0,0,0,0,0,85,0,0,2,83,0,0,0,0,0,0,0,0,85,0,0,2,83,0,0,0,0,0,0,0,0,85,0,0,2,83,0,0,0,0,0,0,0,0,85,0,0,2,83,0,0,0,0,0,0,0,0,85

CSV_2010N_STU_WKC_OTEST

FILE-IRN,DISTRICT-IRN,DISTRICT-NAME,REPORT-BLDG-IRN,REPORT-BLDG-NAME,SID,MOA-IRN,ACCT-IRN,AH-IRN,AH-IND,INDSTAT,STDNT-GRADE,GENDER,RACE,LEP,MIGRANT,ECON-DISADV,504,DISABIL,WKC-IRN,WKC-TYPE,WKC-NAME,TEST-TYPE,READING,READ-WKC-IRN,READ-WKC-TYPE,READ-GRADE,READ-RAW,READ-SCALED,READ-LEVEL,WRITING,WRITE-WKC-IRN,WRITE-WKC-TYPE,WRITE-GRADE,WRITE-RAW,WRITE-SCALED,WRITE-LEVEL,MATH,MATH-WKC-IRN,MATH-WKC-TYPE,MATH-GRADE,MATH-RAW,MATH-SCALED,MATH-LEVEL,SCIENCE,SCIENCE-WKC-IRN,SCIENCE-WKC-TYPE,SCIENCE-GRADE,SCIENCE-RAW,SCIENCE-SCALED,SCIENCE-LEVEL,SOCIAL-STUDIES,SOCIAL-STUDIES-WKC-IRN,SOCIAL-STUDIES-WKC-TYPE,SOCIAL-STUDIES-GRADE,SOCIAL-STUDIES-RAW,SOCIAL-STUDIES-SCALED,SOCIAL-STUDIES-LEVEL,READ-STCAP,MATH-STCAP,WRITE-STCAP,SCIENCE-STCAP,CITIZEN-STCAP,READ-FEDCAP,MATH-FEDCAP,MESSAGE-KEY,MESSAGE-TEXT,STUDENT-DATA-SUBMIT-DATE

"776677","776677"," Good Will Hunting Academy ","776677","", " Good Will Hunting Academy",
 "YY3916744700","*****","*****","046193","1M","0","11","F","W","N","N","1","N","*", "*****", "04","State
 Total","A","*", "*****", "*****", "04","11","*****", "434","B","*", "*****", "N", "1", "Row
 is valid","200705315

"776677","776677"," Good Will Hunting Academy ","776677","", " Good Will Hunting Academy",
 117439888","*****","*****","046193","1M","0","10","M","W","N","N","*", "N", "*****", "04","State
 total","A","*", "*****", "*****", "04","10","*****", "361","E","*", "*****", "N", "1", "Row
 is valid","200705315
 "

.CSV_2010N_STU_WKC_OTEST_SUMM

FILE-IRN,DIST-IRN,RPTING-BLDG-IRN,RPTING-BLDG-NAME,SUBMIT-DATE,STUDENT-ATTEND-TYPE-01,STUDENT-ATTEND-TYPE-02,STUDENT-ATTEND-TYPE-03,STUDENT-ATTEND-TYPE-04,STUDENT-ATTEND-TYPE-05,STUDENT-ATTEND-TYPE-06,STUDENT-ATTEND-TYPE-07,STUDENT-ATTEND-TYPE-08,STUDENT-ATTEND-TYPE-09,STUDENT-ATTEND-TYPE-10,STUDENT-ATTEND-TYPE-11,STUDENT-ATTEND-TYPE-12,STUDENT-ATTEND-TYPE-15,STUDENT-ATTEND-TOTAL,READ-WKC-TYPE-01,READ-WKC-TYPE-02,READ-WKC-TYPE-03,READ-WKC-TYPE-04,READ-WKC-TYPE-05,READ-WKC-TYPE-06,READ-WKC-TYPE-07,READ-WKC-TYPE-08,READ-WKC-TYPE-09,READ-WKC-TYPE-10,READ-WKC-TYPE-11,READ-WKC-TYPE-12,READ-WKC-TYPE-15,READ-WKC-TOTAL,WRITE-WKC-TYPE-01,WRITE-WKC-TYPE-02,WRITE-WKC-TYPE-03,WRITE-WKC-TYPE-04,WRITE-WKC-TYPE-05,WRITE-WKC-TYPE-06,WRITE-WKC-TYPE-07,WRITE-WKC-TYPE-08,WRITE-WKC-TYPE-09,WRITE-WKC-TYPE-10,WRITE-WKC-TYPE-11,WRITE-WKC-TYPE-12,WRITE-WKC-TYPE-15,WRITE-WKC-TOTAL,MATH-WKC-TYPE-01,MATH-WKC-TYPE-02,MATH-WKC-TYPE-03,MATH-WKC-TYPE-04,MATH-WKC-TYPE-05,MATH-WKC-TYPE-06,MATH-WKC-TYPE-07,MATH-WKC-TYPE-08,MATH-WKC-TYPE-09,MATH-WKC-TYPE-10,MATH-WKC-TYPE-11,MATH-WKC-TYPE-12,MATH-WKC-TYPE-15,MATH-WKC-TOTAL,SCIENCE-WKC-TYPE-01,SCIENCE-WKC-TYPE-02,SCIENCE-WKC-TYPE-03,SCIENCE-WKC-TYPE-04,SCIENCE-WKC-TYPE-05,SCIENCE-WKC-TYPE-06,SCIENCE-WKC-TYPE-07,SCIENCE-WKC-TYPE-08,SCIENCE-WKC-TYPE-09,SCIENCE-WKC-TYPE-10,SCIENCE-WKC-TYPE-11,SCIENCE-WKC-TYPE-12,SCIENCE-WKC-TYPE-15,SCIENCE-WKC-TOTAL,SOC-STUD-WKC-TYPE-01,SOC-STUD-WKC-TYPE-02,SOC-STUD-WKC-TYPE-03,SOC-STUD-WKC-TYPE-04,SOC-STUD-WKC-TYPE-05,SOC-STUD-WKC-TYPE-06,SOC-STUD-WKC-TYPE-07,SOC-STUD-WKC-TYPE-08,SOC-STUD-WKC-TYPE-09,SOC-STUD-WKC-TYPE-10,SOC-STUD-WKC-TYPE-11,SOC-STUD-WKC-TYPE-12,SOC-STUD-WKC-TYPE-15,SOC-STUD-WKC-TOTAL

"776677","776677","776677"," Good Will Hunting Academy,"
20070615",0,0,0,18,0,0,0,0,0,0,0,0,18,0,0,0,0,0,0,0,0,0,0,0,18,0,0,0,0,0,0,0,0,0,0,0,18,0,0,0,18,0,0,0,0,0,0,0,18,0,0,0,0,
0,0,0,0,0,0,0,18

Error Detection and Correction

If there are any discrepancies between the report data and the numbers that the district believes it submitted to ODE, district personnel should check their aggregation error messages, their data submission reports, and other student reports.

If there are questions about the numbers, districts should look particularly at any of the elements that are used as report criteria. Student records should be checked for the validity of the values in:

- GRADE LEVEL
- RACE
- GENDER
- DISABILITY CONDITION
- DISADVANTAGEMENT
- LEP
- HOMELESS
- MIGRANT
- 504 PLAN
- BUILDING IRN
- STATE EQUIVALENT GRADE LEVEL
- PROGRAM CODE
- STUDENT ACHIEVEMENT TEST RECORD
- OHIO GRADUATION TEST RECORD

Addendum

WKC Type Code	Meaning	WKC Level
01	Student is enrolled in one building within a district for a full academic year.	Student counts at the building where the full academic year criterion is met, AND counts at the district, and state levels, for the % proficient, performance index, and attendance rate calculations.
02	Student is enrolled in one building within a district for a full academic year, AND The district has determined that the student should be included in another building within the reporting district for accountability purposes.	Student counts at the building level in the building indicated in the "Accountability IRN" by the educating entity, AND counts at the district, and state levels, for the % proficient, performance index, and attendance rate calculations.
03	Student is enrolled in the district, but not in one building within the district, for a full academic year.	Student counts at the district level and the state level for the % proficient, performance index, and attendance rate calculations.
04	Student is NOT enrolled in either a building or a district for a full academic year.	Student counts at the state level for the % proficient, performance index, and attendance rate calculations.
05	Student is placed into an institution either via a court-placement or a parent-placement.	Student counts at the state level for the % proficient, performance index, and attendance rate calculations.
10	Student participates in a special education cooperative program in another district; and is in the educating district for a full academic year.	Student counts in the Resident District for the % proficient, performance index, and attendance rate calculations. The student will count at the educating district for participation rate.
11	Student Participates in the Autism Scholarship	Student counts in the state level calculations, if student has attendance or takes a statewide test in a public district.
12	LEP student in US schools for the first time on or after the first day of the current school year. Student exempt from % Proficient, Participation Rate and Performance Index calculations	State level calculations: % proficient, Performance Index, and Participation rate
15 – usage started during FY2007	Test WKC IRN set to Test Building IRN instead of Attendance WKC IRN.	

C:\Users\10184100\Downloads\Where-Kids-Count.doc
Revision Date June 10, 2010

INDEX

A	
Accountability IRN	6
B	
Building IRN	6, 14
C	
CALCULATION	8, 9
D	
Data Source	6
DISABILITY CONDITION	14
DISADVANTAGEMENT	14
District IRN	7
G	
GENDER	14
GRADE LEVEL	14
M	
Majority of Attendance IRN.....	6
O	
Ohio Graduation Test	6, 7
R	
Report Sample	7
Revision Date	1, 3
S	
Selection Criteria	7
Significance	3
STATE EQUIVALENT GRADE LEVEL	14
State Student ID (SSID)	6