



EMIS Advisory Council

April 30, 2019

Budget Review and Explanation

Aaron Rausch

FY 20-21 Budget Development

1. Timeline of Budget Process
2. Review Board Budget Priorities
3. Review Total Education Budget
4. Review EMIS Budget/Line Items

FY 20-21 Budget Development

September 2018:
State Board reviews
Superintendent's
budget
recommendations

October 2018:
ODE submits budget
recommendations to
OBM.

July 2018:
State Board
Discussion

October 2018:
State Board
approves budget
recommendations

OBM Budget guidance
released.

**Note: Ohio's budget is a biennial
(2-year) budget**

Budget Development Rules

- Guidance issued by the state Office of Budget and Management (OBM)
- Strict limitations on agency requests (90% and 100% scenarios)
- Rules for ODE exclude school funding formula and related line items.
Recommendations for these developed by OBM.

State Board Budget Priorities

- Early Childhood Education
- School Improvement
- Meeting the Needs of the Whole Child
- Teacher and School-Level Professional Development and Supports
- Literacy
- ODE Operational Needs

FY20-21 Budget Timeline

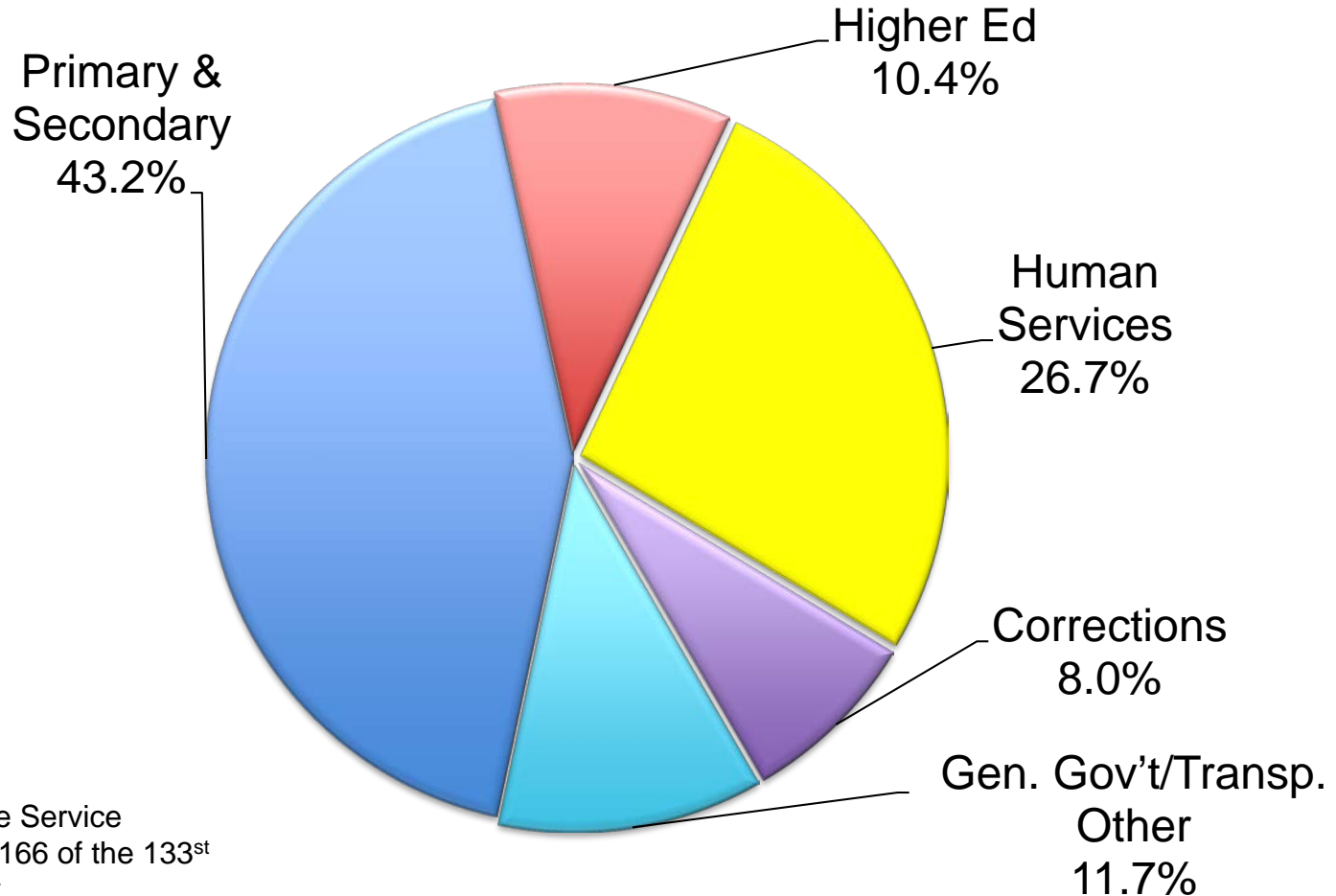
March - June 2019:
Budget moves through the
legislative process

March 15, 2019:
Governor submits
FY20-FY21 budget
proposal to legislature

July 1, 2019:
FY20-FY21
biennium begins

Education: The Big Picture

FY 2020 Estimated General Revenue, Lottery, Local Government, and Public Library Fund Expenditures



Source: Legislative Service
Commission H.B. 166 of the 133rd
General Assembly

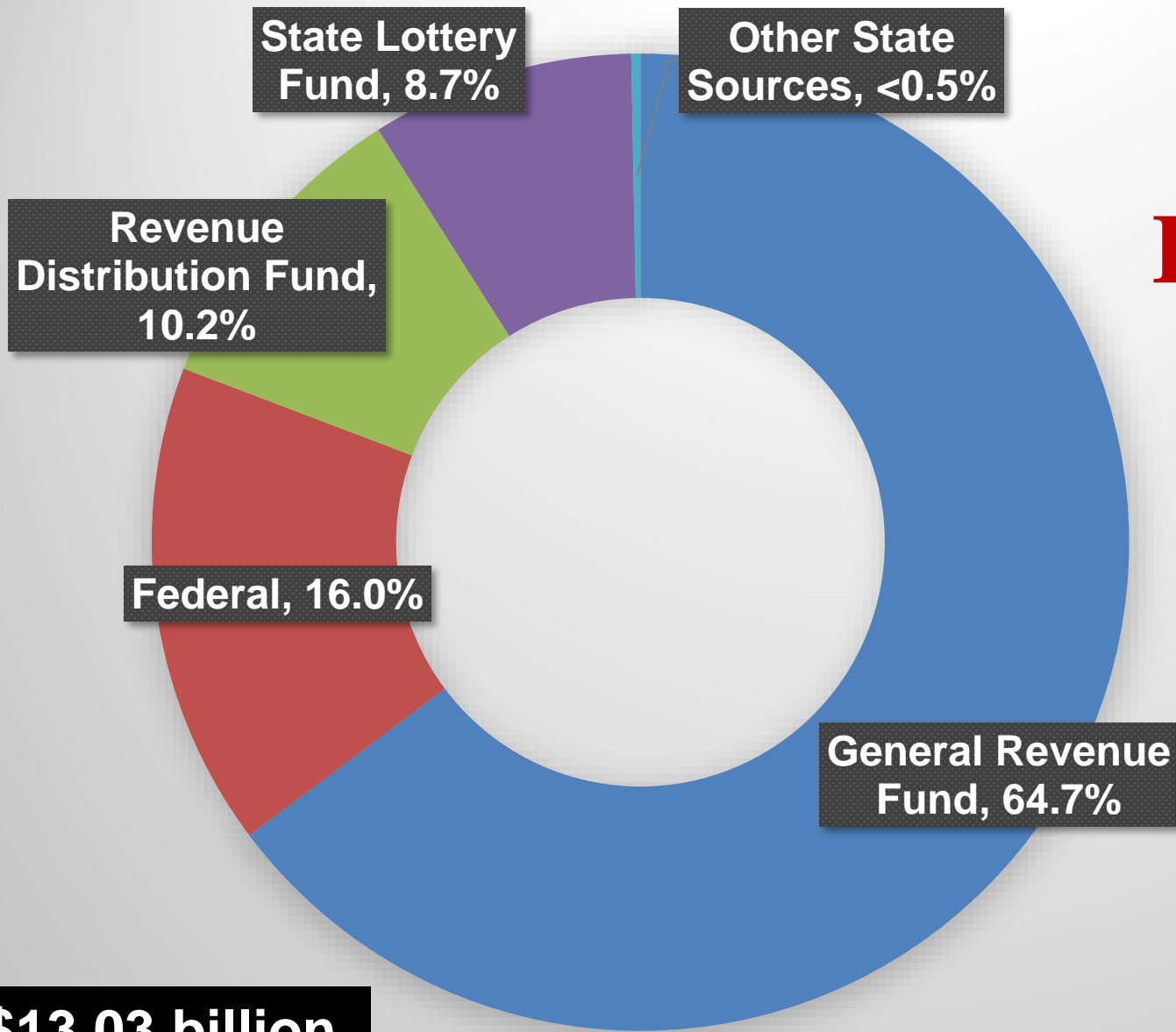
GRF Appropriations (FY19-FY21)

	FY19 Est.	FY20 Rec.	\$ Change	FY21 Rec.	\$ Change
Primary and Secondary Education	\$8,117.5	\$8,431.5	\$314.0	\$8,441.4	\$9.9
Higher Education	\$2,596.9	\$2,686.8	\$89.9	\$2,774.0	\$87.2
Other Education	\$505.4	\$519.9	\$14.5	\$531.0	\$11.1
Medicaid	\$14,825.6	\$15,213.5	\$387.9	\$16,569.3	\$1,355.8
Health and Human Services	\$1,350.2	\$1,464.5	\$114.3	\$1,496.1	\$31.6
Justice and Public Protection	\$2,314.6	\$2,491.3	\$176.7	\$2,575.7	\$84.4
General Government	\$975.4	\$1,030.1	\$54.7	\$1,052.0	\$21.9
State Revenue Distributions	\$1,814.8	\$1,845.1	\$30.3	\$1,863.6	\$18.5
Total GRF	\$32,500.6	\$33,682.8	\$1,182.2	\$35,303.0	\$1,620.2

Dollars (in millions)

Note: Numbers may not add to total due to rounding

FY20 ODE All Funds Budget



- General Revenue Fund
- Federal
- Revenue Distribution Fund
- State Lottery Fund
- Other State Sources

\$13.03 billion

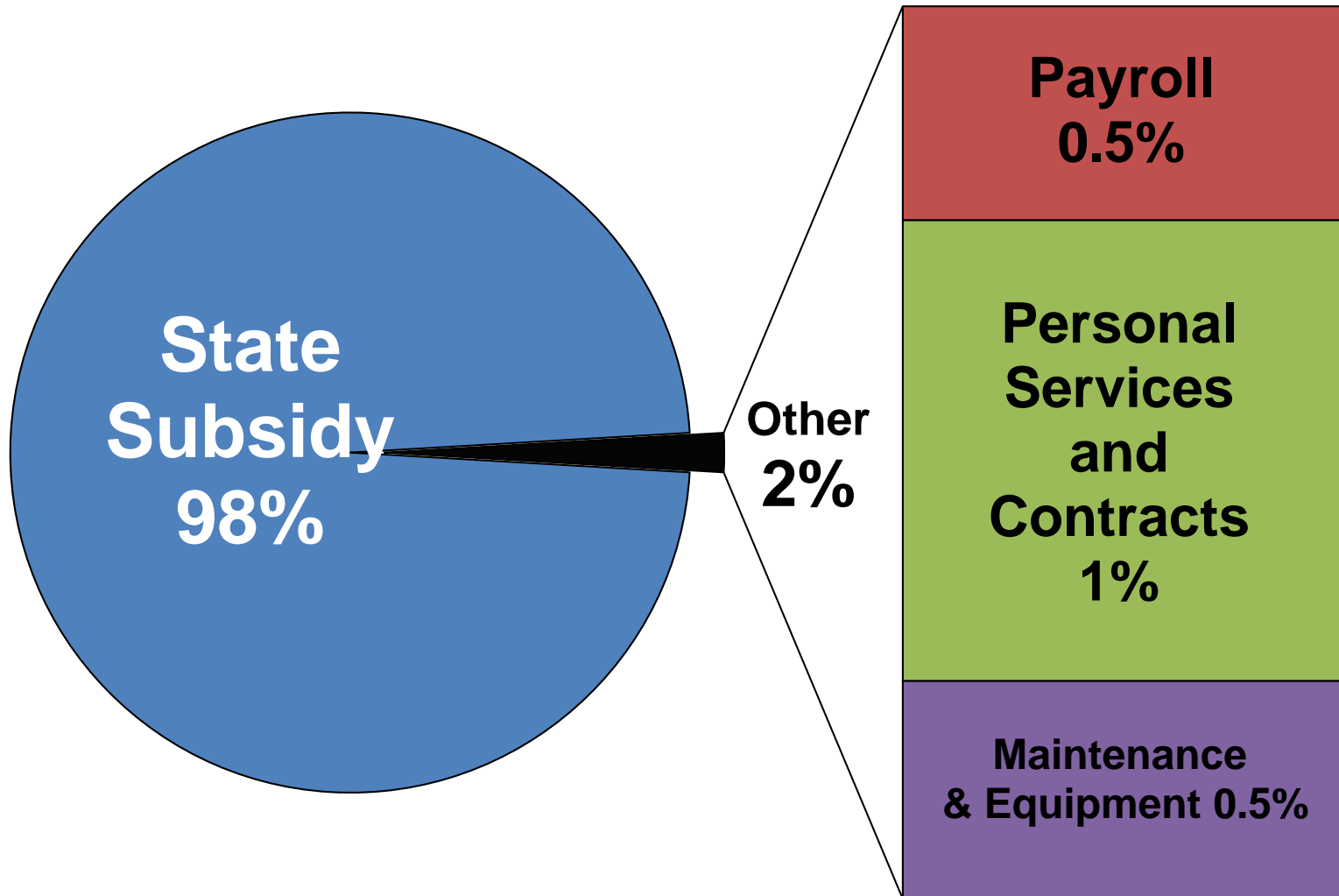
ODE All Funds Budget (FY19-FY21)

Fund Source	FY19 Est.	FY20 Rec.	% Change	FY21 Rec.	% Change
GRF	\$8.12	\$8.43	3.9%	\$8.44	0.1%
Federal	\$2.06	\$2.09	1.8%	\$2.12	1.0%
Revenue Dist.	\$1.33	\$1.33	0.0%	\$1.32	(0.9%)
Lottery	\$1.11	\$1.13	1.1%	\$1.18	4.5%
Other	\$0.04	\$0.04	11.0%	\$0.04	0.8%
Total	\$12.66	\$13.03	2.9%	\$13.10	0.5%

*Dollars (in billions)

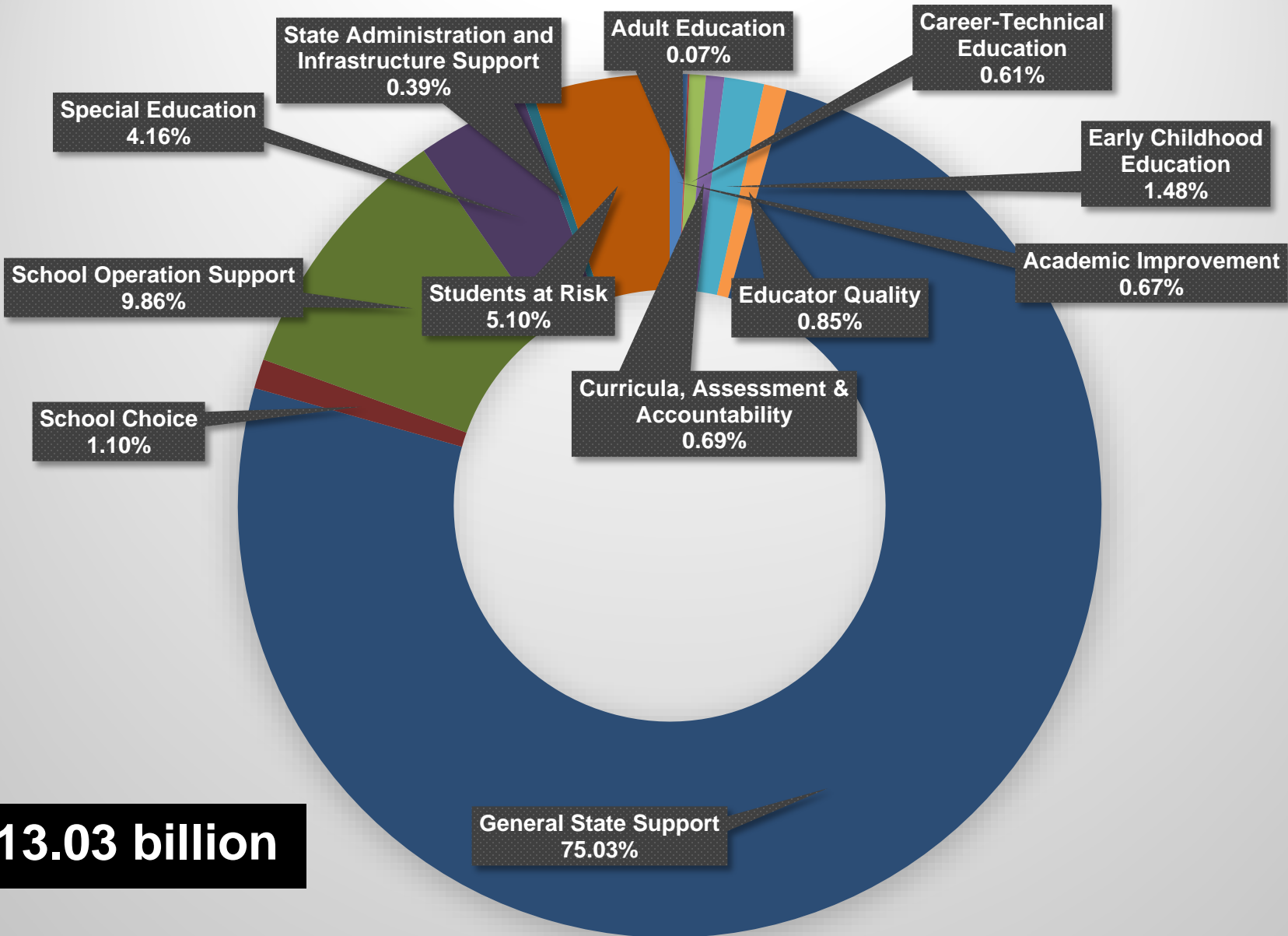
Where does the money go?

Budget by Category



Budget by Program Area

- General State Support
- Academic Improvement
- Adult Education
- Career-Technical Education
- Curricula, Assessment and Accountability
- Early Childhood Education
- Educator Quality
- School Choice
- School Operation Support
- Special Education
- State Administration and Infrastructure Support
- Students at Risk



\$13.03 billion

FY20 Appropriations by Program Area

EMIS Line Item

	FY19 Est.	FY20 Rec.	\$ Change	FY21 Rec.	\$ Change
EMIS Grants	\$400,000	\$400,000	\$0	\$400,000	\$0
EMIS Operations	\$6,548,848	\$6,987,987	\$439,139	\$7,049,415	\$61,428
ITC Subsidy	\$725,000	\$725,000	\$0	\$725,000	\$0
Line Item Total	\$7,673,848	\$8,112,987	\$439,139	\$8,174,415	\$61,428

Questions?



OAEP Presentation

Amber Myers
Catherine Wright

Process Explanation

David Ehle

Today's Meeting

- In your packet, you have all challenges and opportunities generated by each workgroup, ordered by priority ranking of non-ODE members of the workgroup
- Members of each workgroup will quickly review the information from their workgroup
- We will have approximately 10 minutes of whole-group discussion about each workgroup report

Today's Meeting

- Our focus today will be on the top 3 challenges/opportunities as determined by the workgroup members
 - In final activity, each workgroup member selected the top 2 or 3 most important items,
 - Then selected the next 7 or 10 items
 - Number selected based on total count of recommendations developed by the group
- Top ratings were given a weight of 3 and combined with count of “next” votes received
- Cannot compare rating totals across groups

Before the June 5th Meeting

- ODE staff will work to combine, where appropriate, the challenges and opportunities across workgroups
 - Challenges related to non-EMIS staff appear in all 4 workgroups
 - Training needs appear in all 4 workgroups
 - Several other topics appear in 3 workgroups
- ODE staff will distribute a draft report in advance of the June 5th meeting, including
 - Current status statements as a single introduction
 - The top 12 challenges/opportunities
 - Any other challenges closely related to the top 12

June 5th Meeting

- As one of our agenda items, ODE staff will present and move the draft report for council approval
- Subject to vote of the council, individual items in the set of 12 may be updated and/or removed
- Members may also suggest amendments to the report, including adding additional challenges/recommendations, subject to vote of the council

June 5th Meeting

- In general, ODE staff propose that between 12 and 16 challenges be included in the initial set of recommendations to the State Superintendent
- By the end of the meeting, the goal is for the council to vote to issue its first report
- Any recommendations not forwarded in this first report will be retained by the council
 - Could be part of a future report
 - Could form the basis for future workgroups next year
 - May be implemented by ODE staff without recommendation if the opportunity to do so occurs

District Software and EMIS Data Collector Workgroup: Recommendation Review

David Ehle
Elizabeth Davis

Work Group Topics

- District Software
 - Integration with Data Collector
 - Changes
- Data Collector
 - Level 1 reports
 - Usability/enhancements
 - Communication/managing information

First Priority Challenge/ Opportunity for Improvement

Challenge	Short-term Opportunity for Improvement	Long-term Opportunity for Improvement
<p>EMIS Coordinators often need information in one place from multiple reports. There is no way to see everything about a single student in one place. Staff have to spend too much time on Vlookups or other types of merges before they can efficiently review data.</p>	<p>Determine combinations of data that would be most helpful and feasibility of adding pre-defined reports to join that data within the Data Collector.</p>	<p>Consider adding methods to join reports on-demand within the Data Collector. Determine if there is any way to add names to received files and implement functionality.</p> <p>Create a report writer so that self-designed reports can be generated, which would help when dealing with auditors and civil rights data that must be sent to the feds.</p>

Second Priority Challenge/ Opportunity for Improvement

Challenge	Short-term Opportunity for Improvement	Long-term Opportunity for Improvement
<p>The Assessment Missing Lists would be more useful if they accounted for more scenarios in which a district may not have an assessment for a student.</p>	<p>Update the Assessment Missing Lists to include situations in which a student is accelerated or has taken alternate assessments.</p>	<p>Evaluate adding new EMIS data that would enable all situations that impact missing list to be considered, making missing list 100% inclusive.</p>

Third Priority Challenge/ Opportunity for Improvement

Challenge	Short-term Opportunity for Improvement	Long-term Opportunity for Improvement
<p>Sometimes an additional level 1 check or additional information on a report would simplify work locally to review and use the data.</p>	<p>Develop process for users to request changes to checks and reports for evaluation by ODE. (Workgroup members suggested nearly 20 changes that would be evaluated in addition to any requested through the new process)</p>	

Additional Challenges

- Several other topics addressed, including
 - Data Collector user interface enhancements (4,12,22,24)
 - Report access (5,9,13,18)
 - Time to implement changes locally (6)
 - Involvement from non-EMIS coordinators (7,10,11)
 - General processing issues (8,14,17,20)
 - Other (12,16,19,21,23)

Reports and Impact Workgroup: Recommendation Review

Marianne Mottley
Aaron Rausch
Penny Rucker

Work Group Topics

- Finance and Funding Reports
- Secure Data Center
- Accountability Resources/Report Card Webpage

Challenges: Finance/Funding Reports

Challenges	Short-Term Opportunity for Improvement	Long-Term Opportunity for Improvement
Data are not stored in a single place and it's hard to understand because its complex	Create an all-in-one funding report for reconciliation that provides more transparency regarding how numbers are calculated for SFPR.	
Lack of understanding what files correlate with payments. Treasurers cannot reconcile payments	Create a snapshot report when data is pulled from payments to help Treasurers with reconciliation.	Create a tool to show all the data reported for each single payment so that treasurers can reconcile each payment quickly and easily.
Reports are too complex when trying to share with administrators/others	Simply the SFPR report.	Add short videos to explain the pieces of the funding formula
No reports exist with data about benefits/health insurance.		Create a funding report with data about benefits/ insurance.
Many school personnel don't understand the codes reported in EMIS today impact funding and the report card tomorrow	Create more awareness and communication to all district personnel on the role that EMIS data plays in supporting teachers in their services to students	Generate report card resource documents specifically to help "non-EMIS" personnel better understand the relationship between EMIS and funding to support students.
Because so many districts are on the guarantee, we need a way to explain what it means and why budget reconciliation still is needed.	Create resources/ videos explaining what it means to be on the guarantee and why it happens.	

Challenges: Secure Data Center

Challenges	Short-Term Opportunity for Improvement	Long-Term Opportunity for Improvement
Lack of training for other staff and administrators makes the process more challenging because they don't understand reports.	Leverage the education stakeholder groups to offer EMIS/funding/report card sessions at their conferences/annual meetings and also reach out directly to districts and ESCs	
SDC is difficult to navigate and not user friendly.	Develop the capability in the SDC to switch from one building to another on same report without having to start over in running the report.	Add links to the relevant EMIS manual sections in the form of pop-up windows to help SDC users see information about the calculation/EMIS data elements
Lack of understanding about report card measures.	Create more training through short webinars that explain a specific report card element.	
No reports exist to help districts see data about at-risk students and mental health/social-emotional learning.	Create a new report which contains data about at-risk students and mental health/SEL.	
For SDC reports to be more useful to districts, they need to be more student centered.		Recommend a law change to allow ODE to collect names in addition to SSIDs
Many reports allow users to disaggregate only by a single subgroup	Make reports drillable to multiple subgroups.	

Challenges: Resources/Report Card

Challenges	Short-Term Opportunity for Improvement	Long-Term Opportunity for Improvement
The six-line description on the report card landing page is too long and needs to be refined.	Refine the report card landing page language to include a more “personal” message geared to parents.	Add a “human element” to the report cards by creating a video that welcomes readers to the page and explains the purpose of the report cards.
The value-added report card measure is difficult to explain.	Develop a simple resource for districts to use to explain the value-added measure.	
The report card is not simple and easy to read like it is intended to be.	Review each page of the report card website to simplify the language so that parents can better understand what is being measured or reported	Create “voice over” options to explain what each measure of the report card means.
The letter grades are not a true picture of districts’ and schools’ performance.	ODE will facilitate a discussion with stakeholders to find ways to make the report card tell a story.	Work with stakeholders to help readers know about the good things schools are doing with their students
A member of the EMIS Advisory Council should be added to the State Board of Education’s “combined” report card/accountability committee so that a data person can contribute to the discussions.	(NOTE: The original “combined committee” disbanded after issuing its report in late 2018).	If a new work group or combined committee is created in the future, include a representative from the EMIS Advisory Council on that new group’s membership.

First Priority Challenge/ Opportunity for Improvement

Challenge	Short-term Opportunity for Improvement	Long-term Opportunity for Improvement
<p>Data are not stored in one single place and it's often hard to understand because of its complexity.</p>	<p>Create an all-in-one funding report for reconciliation that provides more transparency regarding how numbers are calculated for SFPR.</p>	

Second Priority Challenge/ Opportunity for Improvement

Challenge	Short-term Opportunity for Improvement	Long-term Opportunity for Improvement
<p>Lack of understanding what files correlate with payments. Treasurers cannot reconcile payments to students funded.</p>	<p>Create a snapshot report when data is pulled from payments to help Treasurers with reconciliation.</p>	<p>Create a tool to show all the data reported for each single payment so that treasurers can reconcile each payment quickly and easily.</p>

Third Priority Challenge/ Opportunity for Improvement (tie)

Challenge	Short-term Opportunity for Improvement	Long-term Opportunity for Improvement
SDC is difficult to navigate and not user friendly.	Develop the capability in the SDC to switch from one building to another on same report without having to start over in running the report.	Add links to the relevant EMIS manual sections in the form of pop-up windows to help SDC users see information about the calculation/EMIS data elements as they are reviewing their grades.

Third Priority Challenge/ Opportunity for Improvement (tie)

Challenge	Short-term Opportunity for Improvement	Long-term Opportunity for Improvement
For SDC reports to be more useful to districts, they need to be more student centered.		Recommend a law change to allow ODE to collect names in addition to SSIDs so they can be added to the reports.

EMIS Manual & Data Requirements Workgroup: Recommendation Review

Ashley Castle
Tammy Hrosch

Challenges: EMIS Manual

Challenge	Short-term Opportunity for Improvement	Long-term Opportunity for Improvement
The EMIS Manual is not situational and has archaic qualities.		Research possibility of integrating newer technology to make the Manual “webpages” rather than .pdf documents.
The EMIS Manual should have links to other related items (related sections, report explanations, etc.).		Research possibility of using newer technology to make the Manual “webpages” rather than .pdf documents to accommodate more functionality.
Searching the EMIS Manual for specific data elements is difficult.	Create Element list by Record to assist with locating specific data elements.	Research potential solutions to assist with EMIS Manual searching.
Districts would prefer the EMIS Manual was updated at the same time the change was communicated with the ITC.		Internal review and redesign of ODE EMIS Manual change process.
More direct “How To” documents would be helpful to have as a reference when attempting to report specific situations.	Develop more situational “If this, then that” examples in the EMIS Manual. Similar to the examples in 2.1.1.	Internal review and revision of the EMIS Manual.

Challenges: Communication

Challenge	Short-term Opportunity for Improvement	Long-term Opportunity for Improvement
Because of the multiple avenues of communications, a centralized location would be helpful.	One stop shop for all recent ODE communications.	Establish one place to communicate with districts that is searchable and has live issues.
EMIS Newsflashes being sent out on Fridays is not preferred.	EMIS Newsflashes would come out on Monday mornings at 7 a.m., instead of late Fridays.	
Unable to search past Newsflashes for specific information.	Research solution to assist with Newsflash searching.	
EMIS Helpdesk ticket searching is difficult when trying to find information.	Continue to work with MCOECN to improve Helpdesk functionality.	
Some information from ITCs does not flow to the districts in a reliable/timely manner.	Include link to ITC Conference call minutes in a Newsflash once notes are published.	
EMIS change calls being rescheduled causes issues.	Do not reschedule EMIS change calls. Schedule two EMIS change calls per month to hold the date or wait until the following month's call.	

Challenges: Instructional Documentation & Reporting Responsibilities

Challenge	Short-term Opportunity for Improvement	Long-term Opportunity for Improvement
Lack of instructional documentation pertaining to the functionality and use of information provided in the SDC.	Create instructional documentation for SDC.	
Most up to date department documentation is not always retrieved via search.	Research current ODE website search engine optimization parameters; request changes if needed.	
It is difficult to explain EMIS reporting to administrators and other staff who have not had EMIS reporting training.	<ul style="list-style-type: none"> -Include SDC information in EdConnection that specifically targets Superintendents. -Integrate communications for Superintendents and Treasurers into EMIS Newsflash subscriptions. -Create an EMIS glossary of common EMIS terms. 	Develop webinars and/or training for other key players such as Superintendents, Principals, Treasurers, etc.
ODE ITC EMIS Training presentations are difficult to search.	Research solution to assist with these searches.	
EMIS 101 document needs updated.	Update EMIS 101 document.	



First Priority Challenge/ Opportunity for Improvement

Challenge	Short-term Opportunity for Improvement	Long-term Opportunity for Improvement
More direct “How To” documents would be helpful to have as a reference when attempting to report specific situations.	Develop more situational “If this, then that” examples in the EMIS Manual. Similar to the examples in 2.1.1.	Internal review and revision of the EMIS Manual.
Because of the multiple avenues of communications, a centralized location would be helpful.	One stop shop for all recent ODE communications.	Establish one place to communicate with districts that is searchable and has live issues that are affecting a large population

Third Priority Challenge/ Opportunity for Improvement

Challenge	Short-term Opportunity for Improvement	Long-term Opportunity for Improvement
It is difficult to explain EMIS reporting to administrators and other staff who have not had EMIS reporting training.	Include SDC information in EdConnection that specifically targets Superintendents. Integrate communications for Superintendents and Treasurers into EMIS Newsflash subscriptions. Create an EMIS glossary of common EMIS terms.	Develop webinars and/or training for other key players such as Superintendents, Principals, Treasurers, etc.

Department Data Processing & ODDEX Workgroup: Recommendation Review

Erica Weaston
Amber Myers

General Issues

- Earlier and more frequent feedback
- More notification about when checks are going to be available
- Training for other district staff to help them interpret EMIS data, as well as, understand the importance of their role related to EMIS data
- Easier to locate checks in the Data Collector
- Summative information about where they stand overall with data reporting

ODDEX

- Online training for multiple audiences in district for basic ODDEX navigation and relevance of information available
- Sortable headers in the Student Cross Reference (SCR)
- More student demographic EMIS data added to the History module
- Ability to upload a document in the Tuition module

ODDEX

- New open enrollment module to allow for verification of students who are open enrolled in and out of a district
- Improve ability to move between modules for the same student or to see selected data from one module in another module (e.g. History data in the Tuition module)
- Email notification when a comment is added to a flag

ODDEX

- Notification to districts of when CCP data is loaded
- Adding a requirement that contact information be entered and maintained in ODDEx
- Ability to extract more datasets out of ODDEx

Level 2 Reports

- Report showing which data is used for the payment
- Easier to find archived reports in Data Collector
- Improve Teacher Licensure Certification (TLC) report to make it easier to use
- Additional information in the FTE Detail report, such as LRE data, a student's total FTE, and the percent of time reported by other districts

Level 2 Reports

- New result code in the adjustments for a newly identified special education student
- Better documentation of what error codes mean, specifically fatal errors that cannot be corrected (e.g. out of state tuition or non-disabled preschool students) and whether different error codes or language would be helpful

Data Files and Other Data Processing

- Prepared for Success data file
 - Drillable reports in the SDC
 - Data checks to flag potential data to review
 - Additional training for district staff
- VLOOKUP alternatives
- CTE26 read-only access for EMIS Coordinators

First Priority Challenge/ Opportunity for Improvement

Challenge	Short-term Opportunity for Improvement	Long-term Opportunity for Improvement
<p>EMIS Coordinators find it challenging to give data checks to other district staff for assistance with collecting and correcting data. Other staff do not always understand the relevance of the information.</p>		<p>Create multi-audience training/documentation for district staff to help them interpret EMIS data, as well as, understand the importance of their role related to EMIS data.</p>

Second Priority Challenge/ Opportunity for Improvement

Challenge	Short-term Opportunity for Improvement	Long-term Opportunity for Improvement
<p>Districts need more frequent feedback about data reporting during the collection.</p>	<p>When possible, provide general issue checks earlier in the collection and more often toward the end.</p>	

Third Priority Challenge/ Opportunity for Improvement

Challenge	Short-term Opportunity for Improvement	Long-term Opportunity for Improvement
<p>The FTE Detail report does not display some information useful to correcting issues associated with data reporting. For example, a student's total FTE and the % of time reported by other districts.</p>		<p>Review information displayed in FTE Detail report to determine what additional data could be provided.</p> <p>Consideration will be given to adding the LRE data, a student's total FTE, and percent of time reported by other districts.</p>

Questions?



education.ohio.gov

Social Media

facebook

Ohio Families and Education
Ohio Teachers' Homeroom

Linked in

ohio-department-of-education

Storify

storify.com/ohioEdDept

twitter

@OHEducation @EMISOhio

You Tube

OhioEdDept