

# EMIS Advisory Council



February 1, 2021

# Agenda

- Welcome/Roll Call
- Approval of October 2020 Minutes
- Overview of SB89
- COVID-19 EMIS Reporting
- Recommendations from SDC Workgroup
- Updates from SLDS Grant Workgroup and CTE Workgroup
- Adjournment

# New Council Members

- Sean Taylor - EMIS/Student Services Supervisor from NWOCA
- State Board Member Tim Miller – District 7

# Roll Call

Please unmute and say "here" when your name is called.

# Approval of October 2020 Meeting Minutes

- Please review the draft October 2020 meeting minutes attached in today's meeting invite.
- *Is there a motion to approve the meeting minutes and a second?*

# Overview of SB89

# Summary

- Requires ODE to create a process by which users of EMIS can review and provide public comment on new or updated EMIS Guidelines
- EMIS changes for the upcoming school year must be posted on the web by June 15 for 30 days for public comment, 30 days to respond to comments, then 30 days of review before considered “final”
  - Total of 90 days

# Timeline

- April 1 – April 30\*: Changes posted for public comment
- May 1 – May 31: ODE responds to public comments
- June 1 – June 30: EMIS guidelines out for “final review”
- July 1: FY22 EMIS changes go into effect; FY22 EMIS Manual posted; FY22 EMIS Collections open

\*EMIS changes that do not impact early EMIS reporting may be posted for public comment after April 1 (but before June 15 deadline in law). Those changes would follow the 90-day process, based on date posted.



# Tier 1 Change

EMIS changes INCLUDED in public comment process and ARE subject to spring deadline:

- New or updated data element, reporting option, reporting instruction that changes what districts are required to report (substantive)
- Change in which organization type is required to report existing data

# Tier 2 Change (Legislative)

EMIS changes INCLUDED in public comment process but ARE NOT subject to spring deadline:

- Newly enacted state or federal law
- New or updated federal rule
- Rule or resolution adopted by the state board of education

# Notable Issue

- Mandated 90-day timeline conflicts with any legislation requiring an EMIS change effective 90 days after signing
  - Especially difficult for complex legislation, like HB410, that require legal or business office input before any work can start
  - Emergency legislation that is effective immediately after signing will lag even more

# Tier 3 Change

EMIS changes NOT INCLUDED in public comment process and ARE NOT subject to spring deadline (examples):

- EMIS reports
- Report explanations and other supplemental docs
- Data checks
- Non-substantive updates in EMIS Manual (such as grammar/ technical errors)
- Answers to EMIS questions
- Clarify to the implementation of EMIS guidelines
- Training of EMIS users and related materials
- EMIS internal processing work

# CTPD/ITC Guidance in Section (F)(1)

*Uniform guidance for career-technical planning districts and information technology centers established under section 3301.075 of the Revised Code regarding the education management information system and EMIS guidelines for career-technical planning districts;*

Add clarification to the introduction of the EMIS Manual that the CTPD is a consortium of entities that already report to EMIS and are subject to the EMIS Guidelines

# External Communication Plan

Share implementation plan with stake holder groups:

- EMIS Advisory Council
- EMIS Change Committee and SIS vendors
- EMIS trainings
- EMIS Newsflash
  - Will include notification to Superintendents when items are available for comment
- Professional organizations
- Others?

# COVID-19 EMIS Reporting

# **SDC Workgroup Update and Recommendations**



# SDC Workgroup

- In early 2020, the agency identified funds to be used to update and modernize its Secure Data System (SDC).
- The SDC Workgroup was created to advise agency staff and outside contractors as they do the work.

# SDC Workgroup - Review of Meetings

The SDC workgroup met three times:

- Meeting 1 was brainstorming where members identified:
  - Challenges and opportunities for improvement
  - Features that work well and should be kept
  - Features that are not needed and can be eliminated
- Meetings 2 and 3
  - Members refined the list and set priorities for work
  - ODE staff held two demonstrations showing the capabilities of the new SDC tool

# Review of Priorities

Members identified 45 challenges or opportunities for improvement across seven buckets:

1. Challenges with Resources/Training
2. Challenges with Functionality
3. Challenges with Timing of Reports
4. Challenges with Users of the System
5. Missing Resources/Trainings
6. Missing Functionality
7. Missing Reports

# Review of Priorities

Challenge to Resources/Training = The resource exists, but is confusing or not intuitive in the current tool

vs

Missing Resources/Training = A resource or a training that does not exist

Challenge with Functionality = The functionality exists, but is confusing or doesn't work "well"

vs

Missing Functionality = The functionality does not exist

# Vote on Priorities

- Workgroup members were asked to vote on #1 Top Priority for ODE staff to address.
  - 3 points given for each person’s top priority
- Members also were asked to vote on four next highest priorities for staff to address.
  - 1 point each given for items 2 through 5 on each person’s list
- No items are “unimportant”; all will be taken to our development team

# #1 Challenge/Opportunity

Bucket	Challenge
Missing Reports	JVSD and CTPD reports

14 Points – 4 workgroup members ranked this item as their #1 priority and 6 members voted this in their Top 5

## #2 Challenge/Opportunity

Bucket	Challenge
Timing of Reports	The timing of the reports is challenging. It would be nice to see reports earlier in the year (e.g. in the first or second reporting windows) when there is plenty of time to check and double check data

13 Points – 3 workgroup members ranked this item as their #1 priority and 7 members voted this in their Top 5

## #3 Challenge/Opportunity (Tie)

Bucket	Challenge
Missing Resources and Trainings	More formal training for all users on how to use the SDC and the reports

11 Points – 2 workgroup members ranked this item as their #1 priority and 7 members voted this in their Top 5



## #3 Challenge/Opportunity (Tie)

Bucket	Challenge
Missing Functionality	Ability to switch between schools without going back to the beginning of the report

11 Points – 1 workgroup member ranked this item as his or her #1 priority and 9 members voted this in their Top 5

# #5 Challenge/Opportunity

Bucket	Challenge
Missing Resources and Trainings	A reports list to describe what is in each report to make it easy to see if a report exists that contains the data needed

10 Points – 2 workgroup members ranked this item as their #1 priority and 6 members voted this in their Top 5

# Other Priorities Receiving Votes

Bucket	Challenge	Points
Missing Functionality	Shifting to having student names	9
Missing Functionality	A time stamp to show when the report was last updated (which EMIS submission is included)	9
Challenge with Resources or Training	The platform is not intuitive. Users don't know the aggregate reports are drillable unless trained	6
Missing Functionality	Ability to see all/multiple subgroups at once	6

# Other Priorities Receiving Votes

Bucket	Challenge	Points
Challenge with Functionality	Hard to unfilter or aggregate once a report has been disaggregated into subgroups	5
Timing of Reports	The timing of this tool versus ODDEX is an issue. Users wish the SDC was populated earlier to be able to use it in tandem with ODDEX	5
Missing Resources or Training	Add links to the EMIS manual to help personnel understand which data elements are used in the calculations	5
Missing Functionality	Archived Local Report Card (pretty) reports from prior years	5

# Other Priorities Receiving Votes

Bucket	Challenge	Points
Missing Functionality	A way to make all files into PDF style pretty reports	4
Missing Functionality	Ability to quickly filter aggregated data into one or more disaggregations and then quickly unfilter it back to the original numbers	3
Missing Reports	Reports to show Ed. Choice, Peterson and Autism Scholarship students	3

# Other Priorities Receiving Votes

Bucket	Challenge	Points
Missing Reports	A report showing why someone is not in a calculation	2
Missing Reports	Webxam and credential reports	2
Various	Ten Items received a single vote each (6, 9, 13, 22, 23, 35, 36, 38, 42, 44)	1
Various	17 Items received no votes (2, 7, 8, 12, 14, 16, 25, 26, 27, 29, 30, 32, 34, 39, 41, 43, 45)	0

# Discussion on List of Priorities

# Next Steps

- Typically, recommendations from workgroups are included in an annual Council report.
- If the Council would like to include these recommendations in their next annual report for the spring of 2021, is there a motion to do so?



Select a District:

Select a School Year:

Three years of report card data will be available for selection.

District Overall Grades

District Details

District Achievement

District Progress

District Gap Closing

District Graduation Rates

District Prepared for Success

District Improving At-Risk K-3 Readers

District Gifted

District Chronic Absenteeism



District Name/IRN

Select a School Year:

2019



## Overall Grade

# B

Click for Components and Grades Overview



### Achievement Component Grade

# C

Click for More Details



### Progress Component Grade

# B

Click for More Details



### Gap Closing Component Grade

# A

Click for More Details



### Graduation Rate Component Grade

# A

Click for More Details



### Improving At-Risk K-3 Readers Component Grade

# C

Click for More Details



### Prepared for Success Component Grade

# F

Click for More Details



District Name/IRN

Select a School Year:

2019

Buttons for the Report Selection Page and Overall Grades Page are consistently color coded throughout the report for ease of use.

Achievement Component Grade

C

Progress Component Grade

B

Gap Closing Component Grade

A

Performance Indicators

F

41.70

Indicators Percent

Performance Index

C

78.90

Performance Index %

Value-Added

B	C
Overall	Gifted
B	C
Lowest 20%	Stdnts with Disabilities

Gap Closing

A

100.00

Gap Closing %

Graduation Rate Component Grade

A

Improving At-Risk K-3 Readers Component Grade

C

Prepared for Success Component Grade

F

4-Year Graduation Rate

A

95.10

4-Year Grad Rate %

5-Year Graduation Rate

B

93.20

5-Year Grad Rate %

K-3 Literacy Improvement

C

39.80

K-3 Improvement %

Prepared for Success

F

32.60

Prepared for Success %

District Name/IRN

Select a School Year:  
2019

**Overall Grade**  
**B**

Achievement Component Total Points  
**2.500**

Achievement Component Weight  
**0.20**

Achievement Component Weighted Points  
**0.500**

Graduation Rate Component Total Points  
**4.200**

Graduation Component Weight  
**0.15**

Graduation Rate Component Weighted Points  
**0.630**

Prepared for Success Component Total Points  
**1.000**

Prepared for Success Component Weight  
**0.15**

Prepared for Success Component Weighted Points  
**0.150**

Progress Component Total Points  
**3.700**

Progress Component Weight  
**0.20**

Progress Component Weighted Points  
**0.740**

Gap Closing Component Total Points  
**5.000**

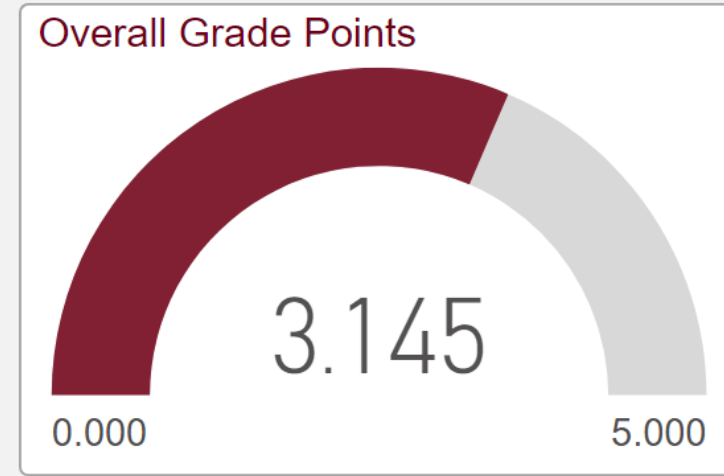
Gap Closing Component Weight  
**0.15**

Gap Closing Component Weighted Points  
**0.750**

Improving At-Risk K-3 Readers Component Total Points  
**2.500**

Improving At-Risk K-3 Readers Component Weight  
**0.15**

Improving At-Risk K-3 Readers Component Weighted Points  
**0.375**



Overall Grade Scale

Grade	Points
A	4.125-5.000
B	3.125-4.124
C	2.125-3.124
D	1.125-2.124
F	0.000-1.124

District Name/IRN

Select a School Year:  
2019



Address

County

District Type

Superintendent

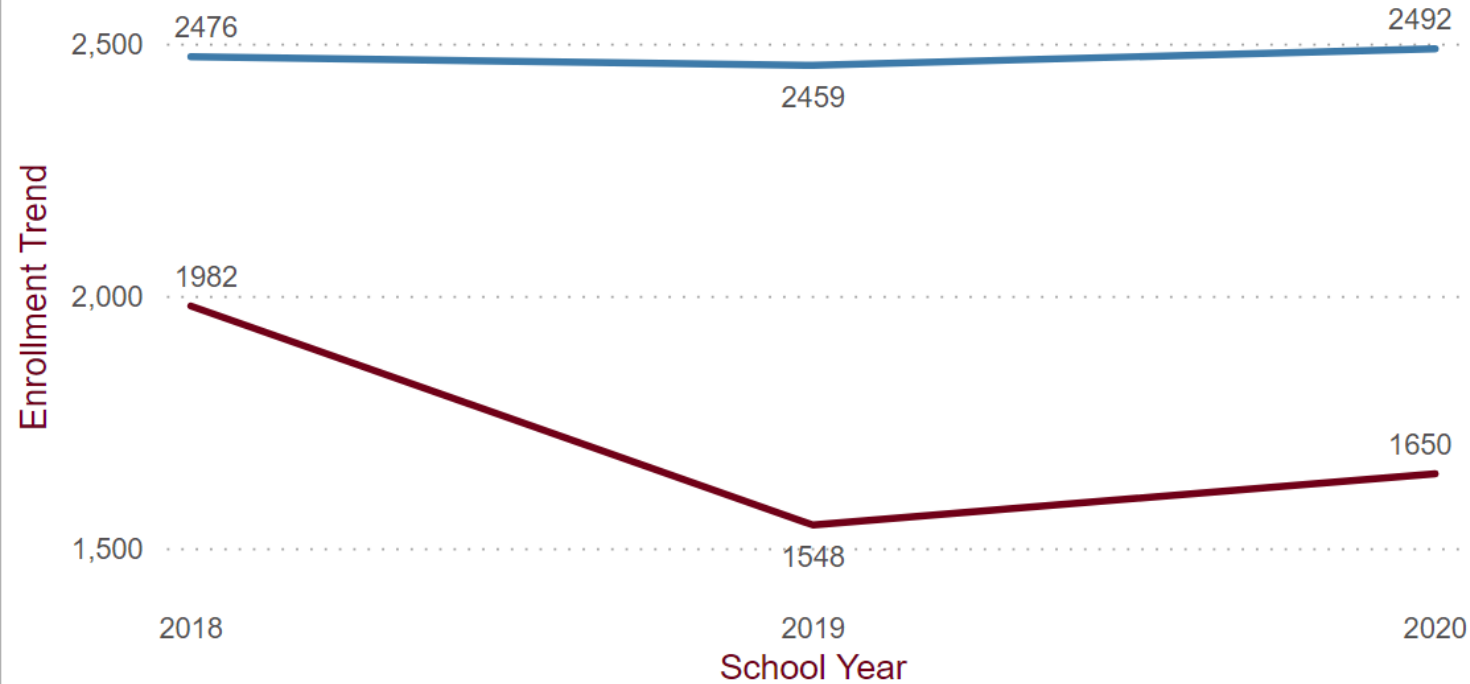
Phone Number

Enrollment and Attendance  
Rate data for the most recent  
3 report card years are always  
displayed.

ITC

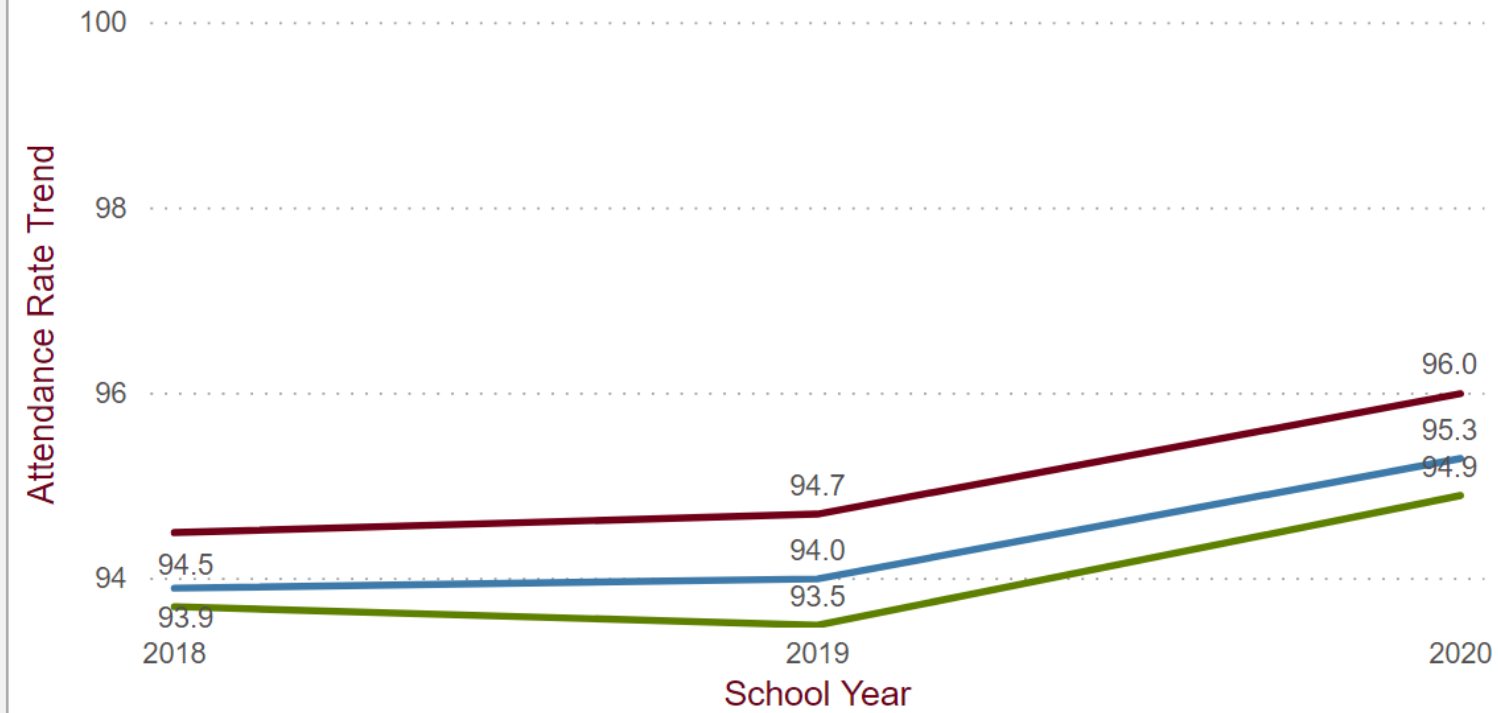
Enrollment Trend

● Enrollment ● Similar District Enrollment



Attendance Rate Trend

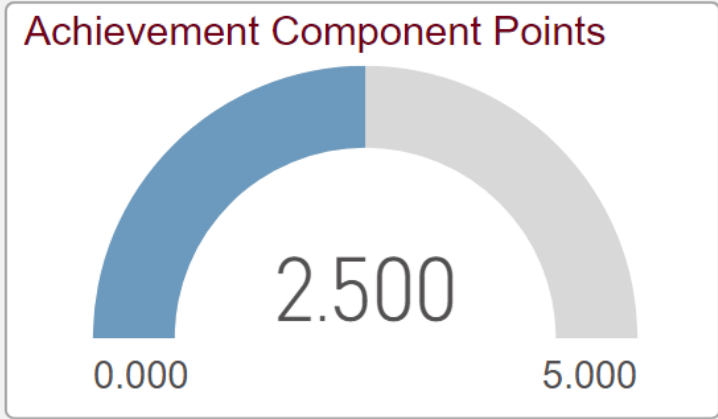
● Attendance Rate ● Similar District Attendance Rate ● State Attendance Rate



District Name/IRN

Select a School Year: 2019

Achievement Component Grade  
**C**



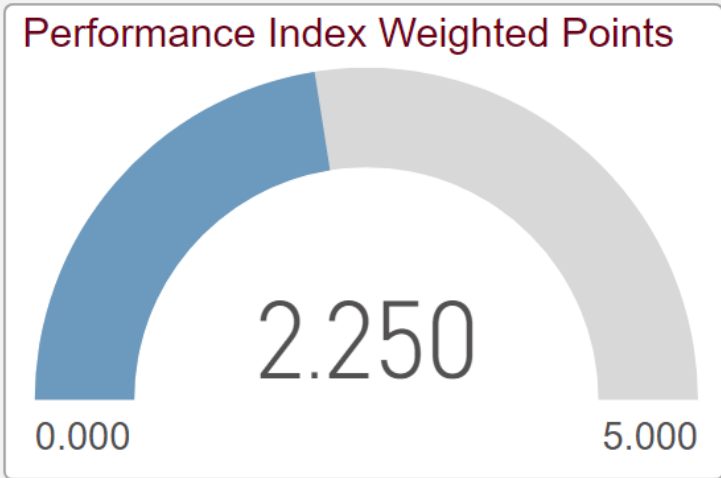
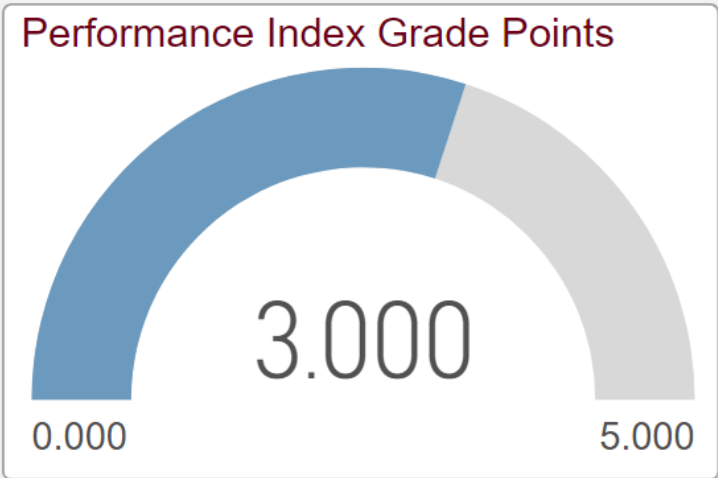
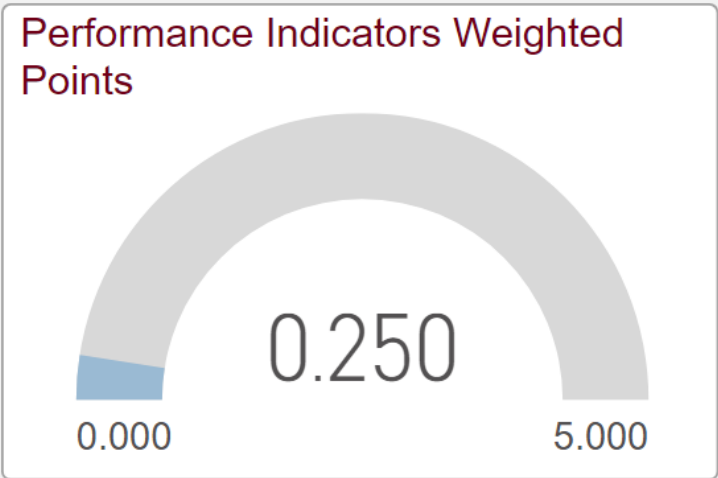
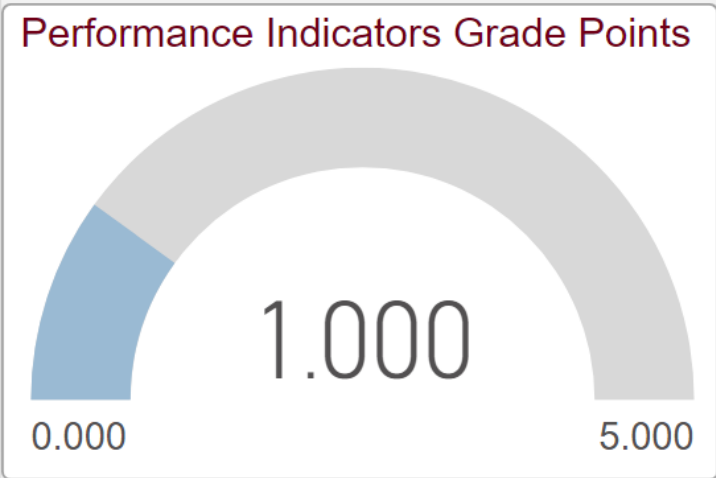
Achievement Component Percent to Points Conversion Tables

Performance Indicators Grade  
**F**

Component Grade Scale

Grade	Points
A	4.125-5.000
B	3.125-4.124
C	2.125-3.124
D	1.125-2.124
F	0.000-1.124

Performance Index Grade  
**C**



District Name/IRN

Select a School Year: 2019

On many pages, cards and individual rows will highlight with important information.

Performance Indicators Grade **F**

Performance Indicator Details

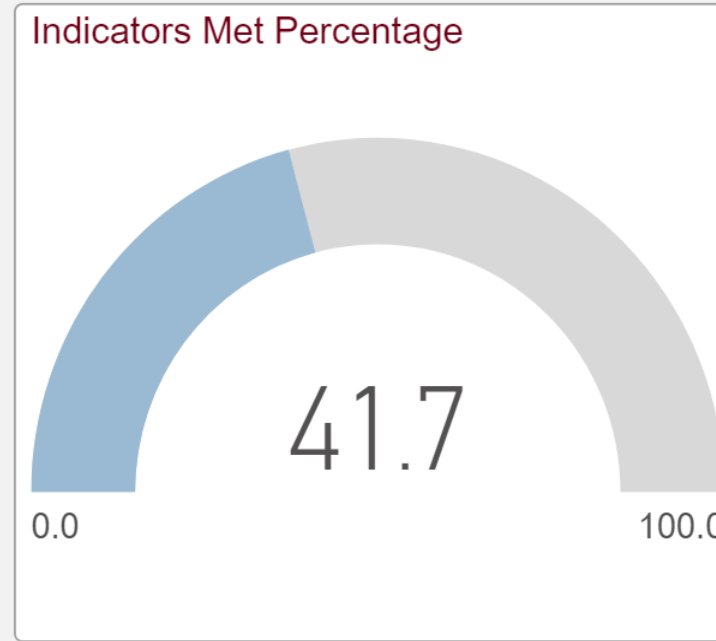
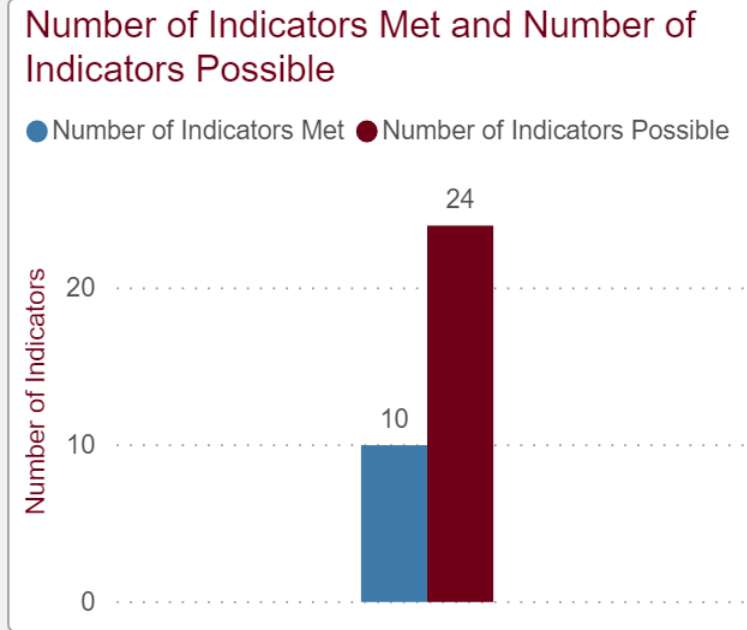
Test Grade	Test Subject	Tests Taken	Tests Passed	Percent Proficient	State Standard	State Indicator Met?
03	English Language Arts	197	151	0.77	0.80	NOT MET
	Mathematics	196	163	0.83	0.80	MET
04	English Language Arts	189	127	0.67	0.80	NOT MET
	Mathematics	188	165	0.88	0.80	MET
05	English Language Arts	203	167	0.82	0.80	MET
	Mathematics	202	155	0.77	0.80	NOT MET
	Science	203	167	0.82	0.80	MET
06	English Language Arts	178	121	0.68	0.80	NOT MET
	Mathematics	180	142	0.79	0.80	NOT MET
07	English Language Arts	212	155	0.73	0.80	NOT MET
	Mathematics	208	155	0.75	0.80	NOT MET
08	English Language Arts	205	129	0.63	0.80	NOT MET
	Mathematics	145	102	0.70	0.80	NOT MET
	Science	205	174	0.85	0.80	MET
HS	Algebra I	223	170	0.76	0.80	NOT MET
	American US Government	200	146	0.73	0.80	NOT MET

Gifted Indicator Met **Yes**

Gifted Indicator Details

Chronic Absenteeism Indicator Met **No**

Chronic Absenteeism Indicator Details



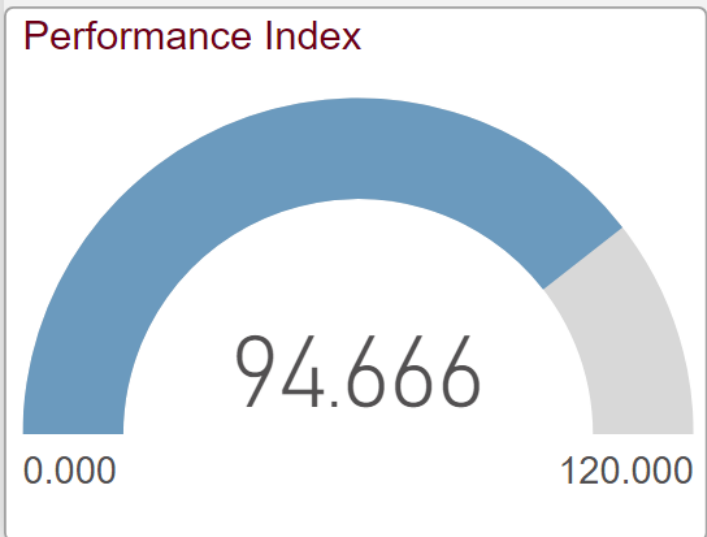
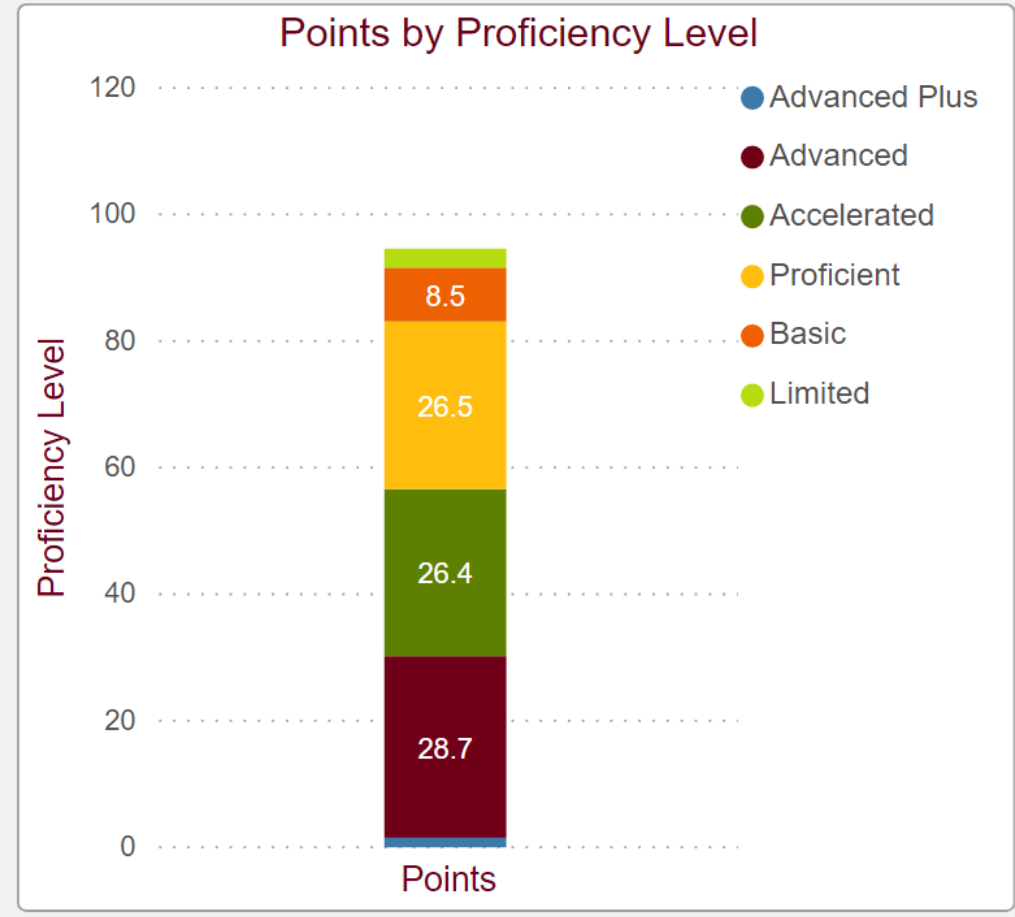
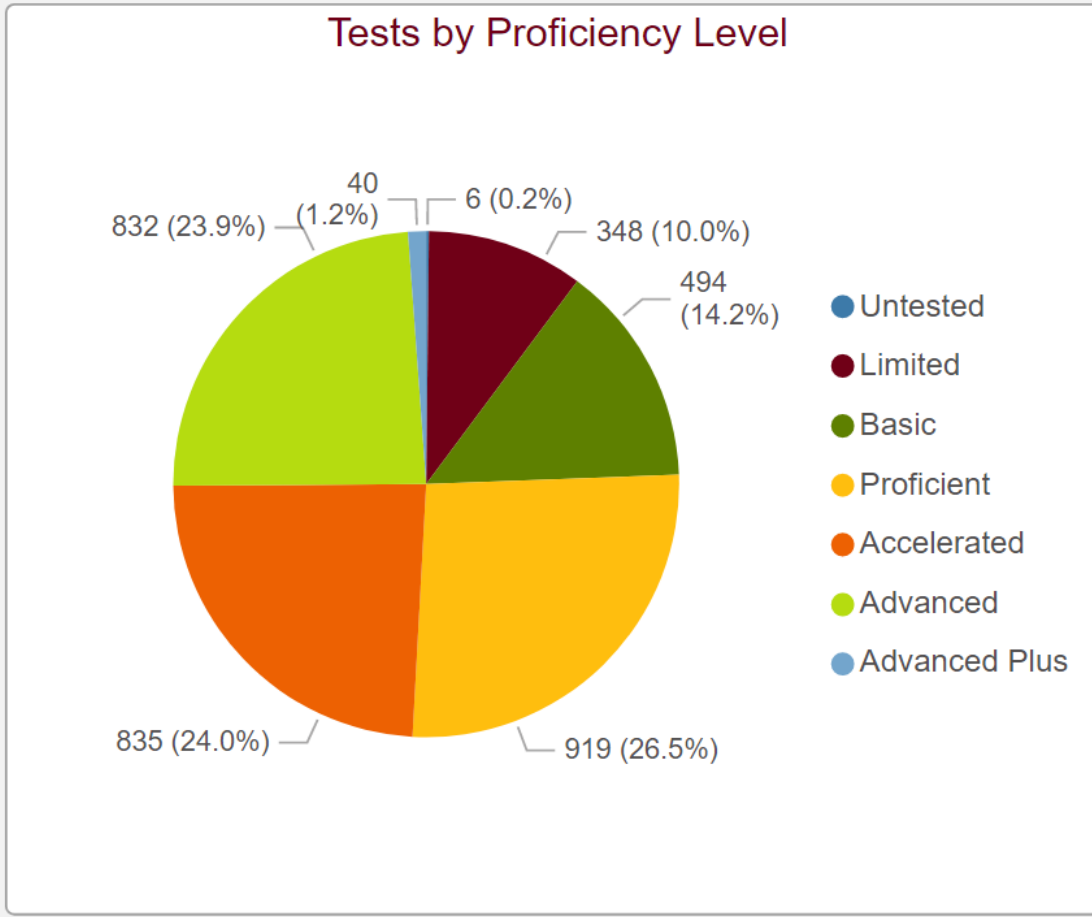
Performance Indicators Grade Scale

Grade	Percent
A	>= 90% - 100%
B	>= 80% - < 90%
C	>= 70% - < 80%
D	>= 50% - < 70%
F	0% - < 50%

District Name/IRN

Select a School Year: 2019

Performance Index Grade  
**C**



Visuals have been incorporated to help provide a quick overview of some data. Tooltips display specific data.

### Performance Index Percent

**78.9**

### Performance Index Grade Scale

Grade	Percent
A	>= 90% - 100%
B	>= 80% - < 90%
C	>= 70% - < 80%
D	>= 50% - < 70%
F	0% - < 50%



# Update from SLDS Grant Workgroup

# SLDS Workgroup Update

- Met for a second time on December 10th
- Focus was a discussion of the connection between graduation requirements, planning, and EMIS data to inform progress towards graduation reports
- Walked through a flowchart of how the Student Claiming Module might work
- Discussed upcoming focus groups for more detailed co-design and feedback
- Completed a round-robin exercise to make sure all (EMIS, counselors, administrators) can provide input

# Update from CTE Workgroup

# CTE Workgroup Update

- Met for a third time on January 26th
- In general, the workgroup has focused on reports for CTE
- Completed a final review of report guidelines
- Completed a final review of a report roadmap
- Each member was given an opportunity to suggest additional topics that the workgroup should address; consensus was that work is done for the currently convened workgroup
- A discussion and possible adoption of the workgroup recommendations is planned for a future EAC meeting

# Report Guidelines

Many reports need to be developed by ODE related to CTE. The following report development guidelines would be helpful for these new CTE reports as well as for ODE EMIS reports in general.

## Report Content

- Whenever possible, minimize the number of errors on a report that can not be resolved; use lower severity if possible
- Whenever possible, include student names on reports
- Be aware of information overload within a single report; consider multiple versions of a report on the same general topic, one with basic details and one with problem-solving details
- Always include fields needed to break a report into smaller pieces, if relevant
- Whenever possible, make it clear what has changed from one report to the next

## Working With Reports

- Make sure business rules include what is and is not included- should be detailed or linked in the report explanation
- When more than one district involved, consider how districts will work together to resolve issues
- Provide overview reports that summarize detail data into appropriate categories
- Detail reports are important, but it is a challenge to combine reports to get a clear overall picture
- As previously recommended by the EMIS Advisory Council, being able to customize reports would be helpful
- Make sure known issues with reports are known to all users

# Report Roadmap

Data has a large impact on the work in Career Technical Education. To ensure that accurate and complete data is used in funding and evaluating CTE, key players must have access to the reports that they need. The following reports would be helpful in the work of CTE staff, and should be developed by the Ohio Department of Education. As reports are developed, creating useful training materials should be a priority to make sure all CTE programs are able to take advantage of the reports and understand the impact of the data in each report.

## Funding Reports

- FTE Detail Reports
- Error Detail Reports (Student/Course/Staff)
- FTE Summary by Course
- FTE Summary by Category
- Approved overrides
- FTE Daily Summary Reports

## March Reports

- Students included in March for an LEA
- Students missing from the March submission for the LEA
- Placement summary reports
- Work Based Learning report
- CTPD summative March reports

## Graduation Reports

- Students in the grad cohort

# Next Steps/Adjournment


- Please provide your availability for the next Council meeting to [Taylor Beougher](#) by February 8th.
  - Thursday, April 29 from 1:00-3:00pm
  - Thursday, May 6 from 10:00am-12:00pm
  - Tuesday, May 18 from 10:00am-12:00pm



You Tube



@OHEducation



Ohio

Department of Education